



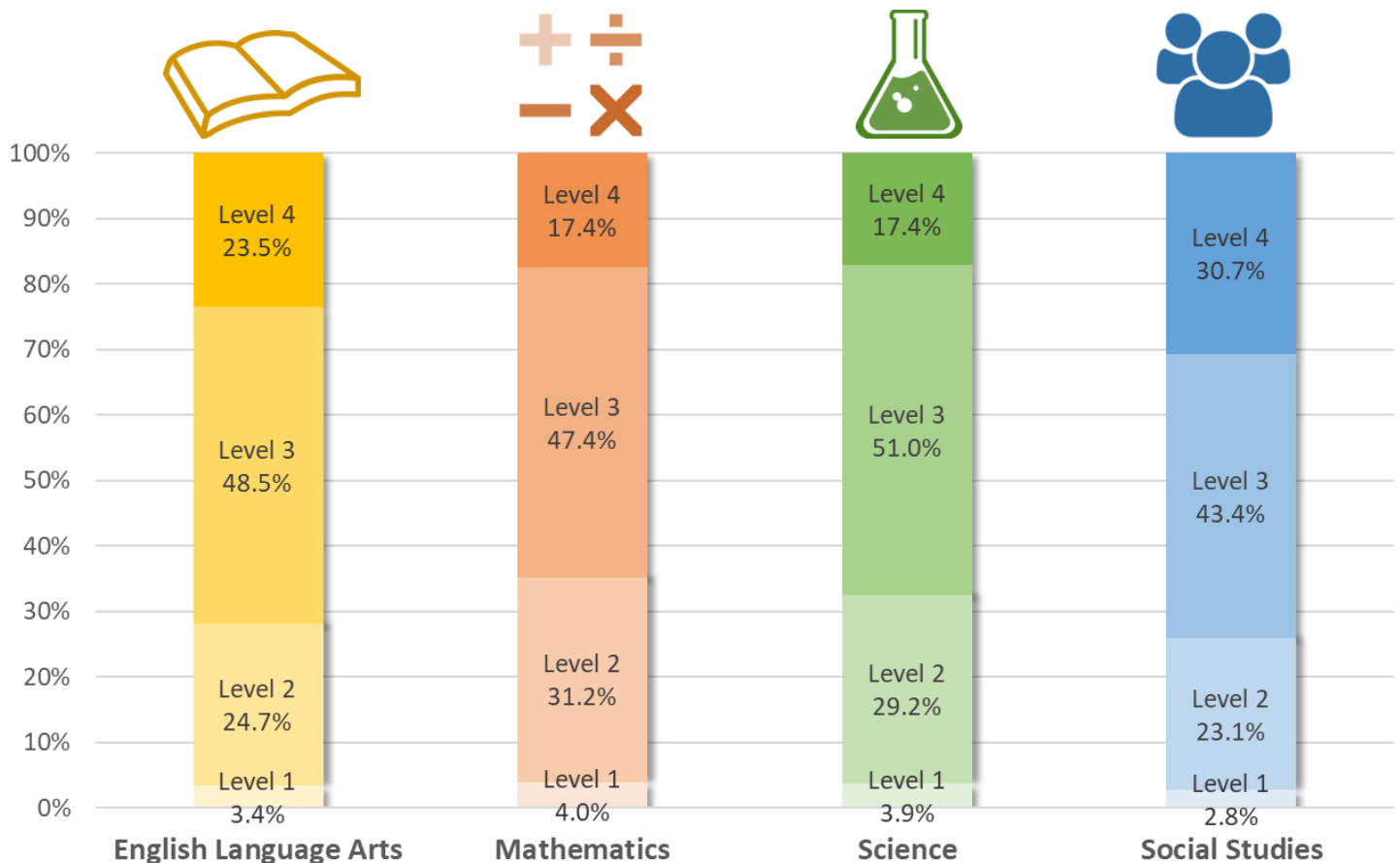
11,217 STUDENTS

1,514 SCHOOLS

195 DISTRICTS

Georgia Alternate Assessment 2.0 - Spring 2021 Results

**Note:** 2020-2021 results should be considered in the context of this year's pandemic-related learning disruptions, particularly when making longitudinal comparisons. See further information below on the percent of enrolled Georgia students with the most significant cognitive disabilities assessed on the GAA 2.0, and visit the [2020-2021 Georgia assessment results page](#) for more information on interpreting the 2020-2021 results of Georgia assessments.

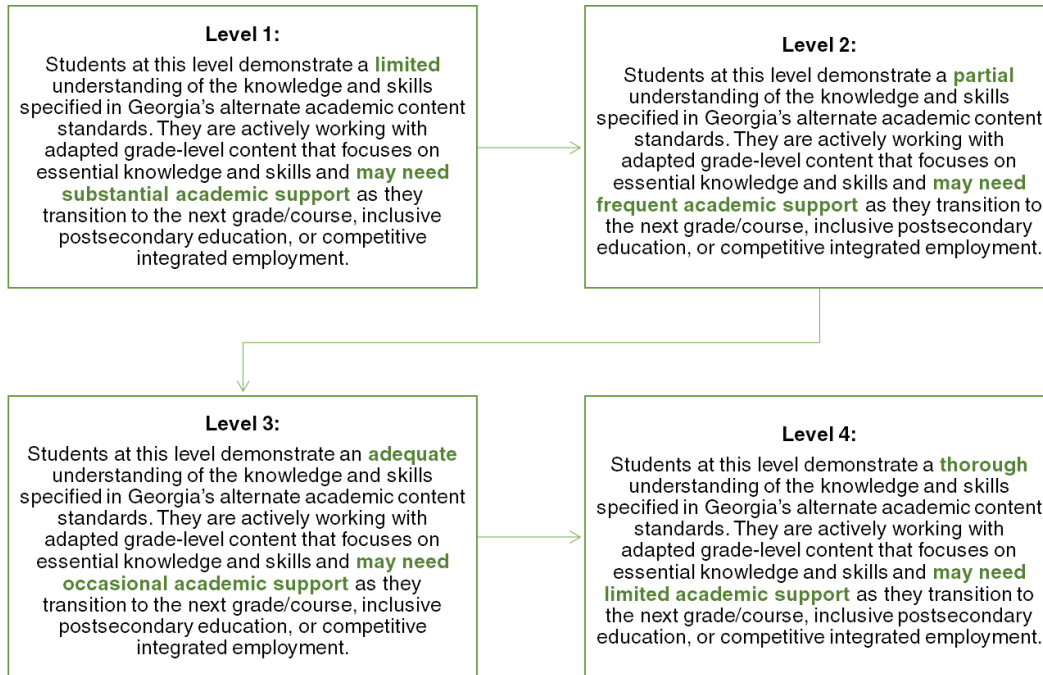


# Georgia Alternate Assessment 2.0 - Spring 2021 Results

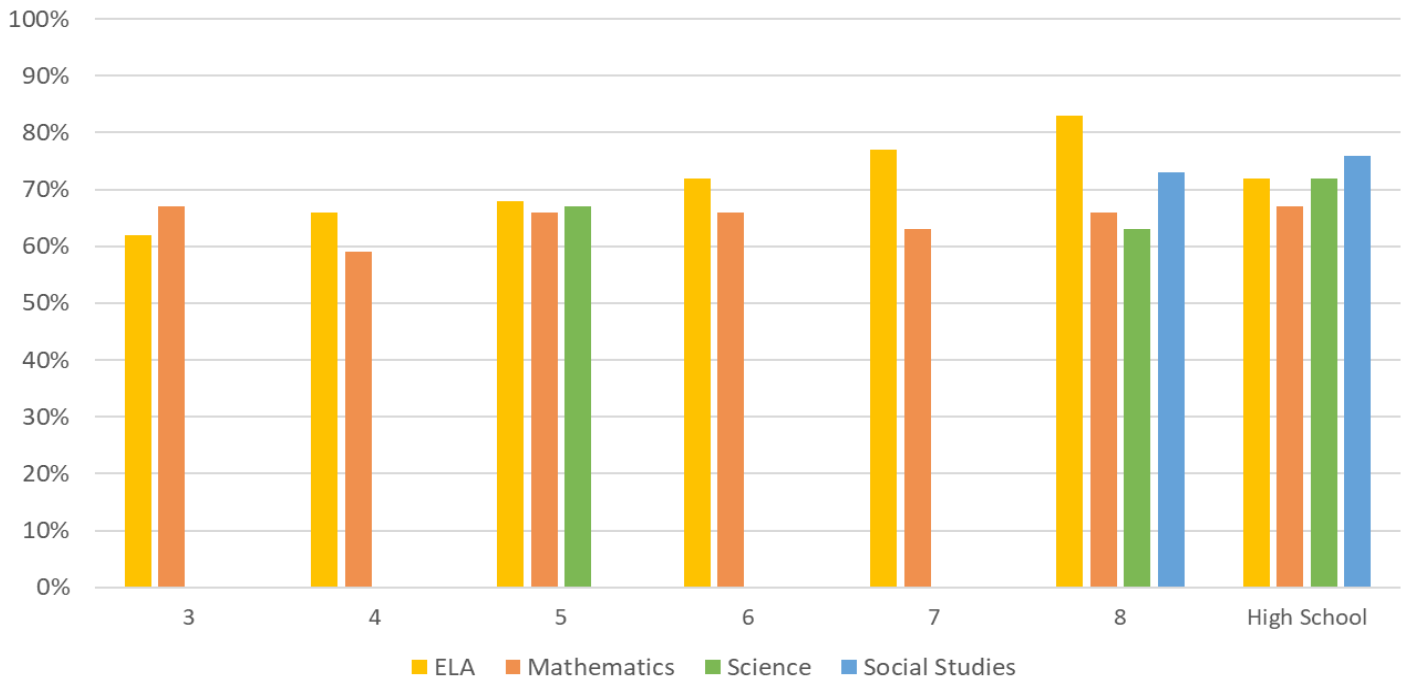
## Defining: Achievement Levels

The Georgia Alternate Assessment 2.0 has four achievement levels developed and defined by Georgia educators, to describe the knowledge and skills students have demonstrated, as measured by the Extended Content Standards, Georgia’s alternate academic content standards. More information on the GAA 2.0 Achievement Level Descriptors for each grade and content area is available [here](#).

### GAA 2.0 POLICY ALDS



## Percent of Students at Level 3 or Above



## Georgia Alternate Assessment 2.0 - Spring 2021 Results

## Average Scale Scores and Percent of Enrolled Students Tested

Grade	%*	English Language Arts			Mathematics			Science			Social Studies		
		N	Mean	SD	N	Mean	SD	N	Mean	SD	N	Mean	SD
3	74%	1,218	1407	52	1,201	1417	76	-	-	-	-	-	-
4	73%	1,271	1412	57	1,257	1400	63	-	-	-	-	-	-
5	72%	1,370	1413	45	1,366	1406	50	1,354	1414	68	-	-	-
6	68%	1,232	1420	49	1,229	1409	50	-	-	-	-	-	-
7	71%	1,416	1435	59	1,417	1411	46	-	-	-	-	-	-
8	70%	1,436	1439	56	1,430	1409	42	1,424	1409	39	1,427	1409	58
HS	75%	1,167	1426	54	1,160	1413	48	1,158	1423	72	1,159	1421	68

Note: Science is assessed in grades 5, 8, and high school. Social Studies is assessed in grades 8 and high school. GAA 2.0 scores are reported on a scale from 1000 to 1800 and are appropriate for comparisons across years and across students, but not across grades or content areas. For more information on GAA 2.0 scores, see the [Score Interpretation Guide](#), or visit [testing.gadoe.org](http://testing.gadoe.org).

\*This column indicates the percent of enrolled students tested and is reported in conjunction with summary scores to support appropriate interpretation and generalization. See further information below.

## Spotlight on: Using GAA 2.0 Scores from 2020-2021

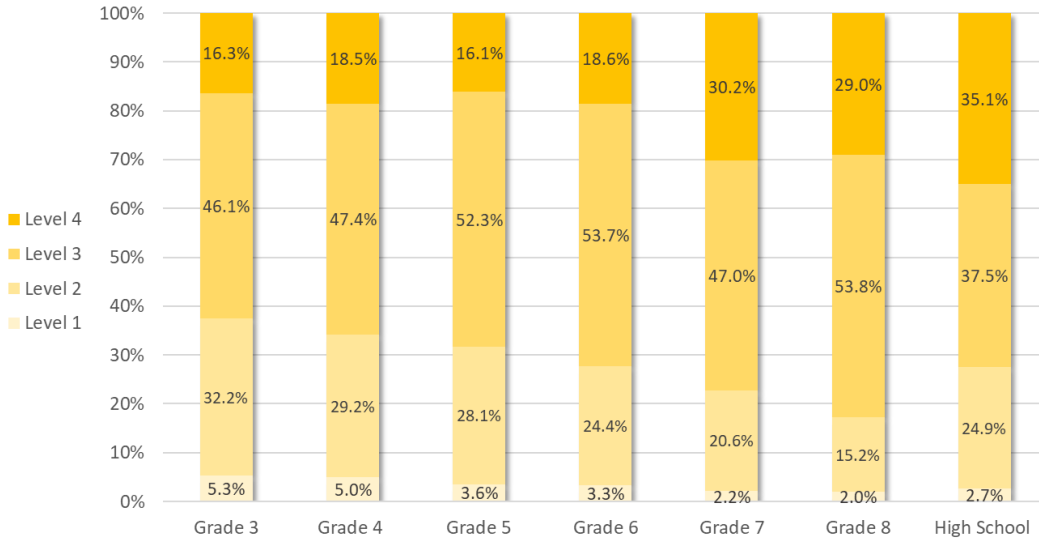
In 2020-2021, GAA 2.0 summary results are reported with the percent of enrolled students tested (see results above). Districts and schools with a low percentage of enrolled students tested should likewise interpret summary scores with additional caution as these summary scores may not well-represent the larger population of the school or district. The achievement history of the tested students was analyzed to identify, if present, any differences indicating that the students who did test this year may not be representative of the total population. Results of this analysis indicated that while the percent of enrolled students tested this year was lower than typical years, the students who completed the GAA 2.0 tests in 2021 are meaningfully representative of the full enrolled population based on their prior achievement. This research validates the use and interpretation of achievement summaries from this year, with the caution outlined below.

Summaries of GAA 2.0 scores should be interpreted as one measure of mastery of the knowledge and skills outlined in the state's alternate academic content standards. These scores should not be used as a part of a longitudinal trend analysis without including context of this year's pandemic and associated learning disruptions.

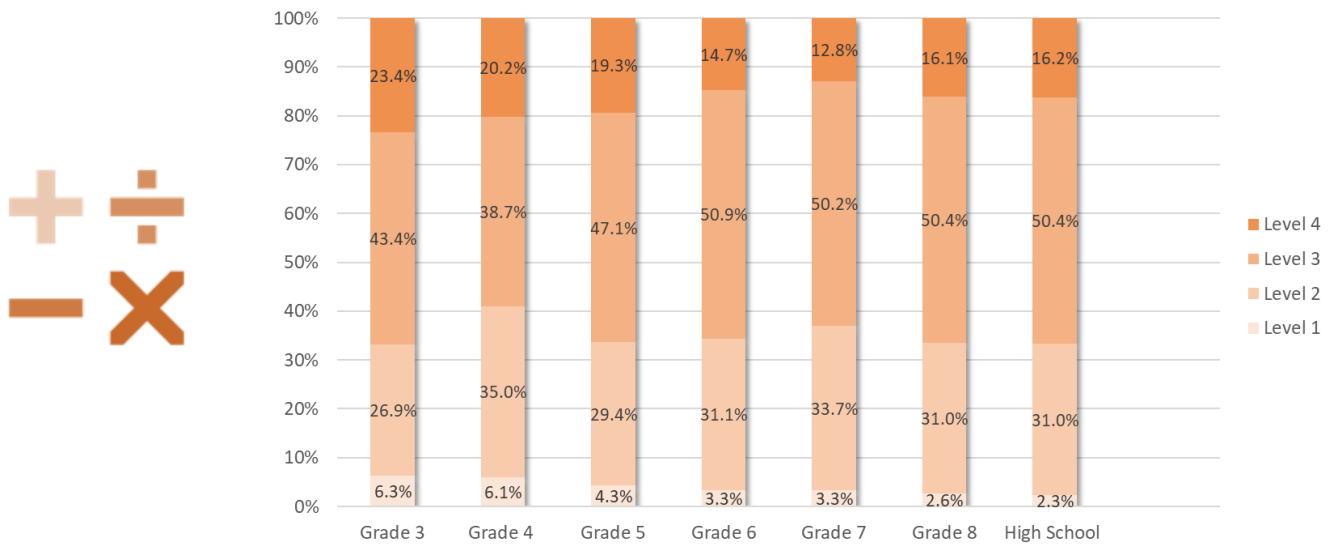
Overall, these results meet the rigorous **reliability** standards of the GAA 2.0 assessment program and are **valid** when interpreted in context: as one measure of a student's achievement towards mastery of the state's alternate academic content standards in the face of unprecedented challenges.

# Georgia Alternate Assessment 2.0 - Spring 2021 Results

## ENGLISH LANGUAGE ARTS



## MATHEMATICS

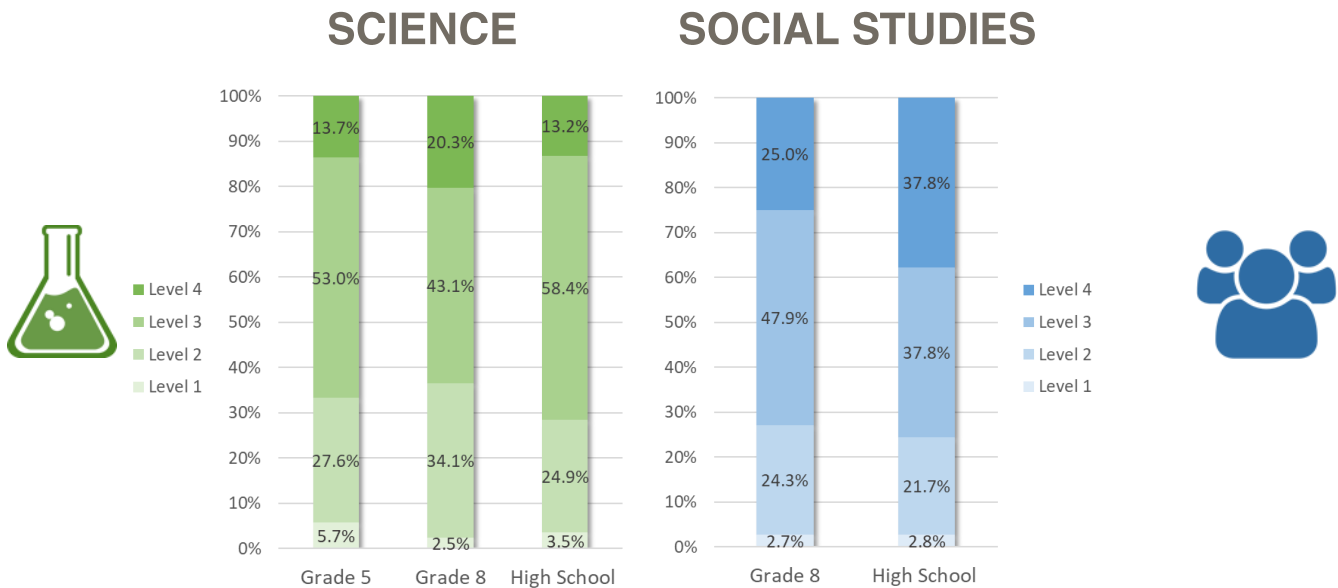


### Defining: Extended Content Standards

The knowledge and skills measured in the GAA 2.0 are aligned to Georgia’s alternate academic content standards, the Extended Content Standards. The Extended Content Standards identify skills that connect to the grade-level content standards, allowing students to show learning of concepts at reduced levels of complexity.

More information on Georgia’s alternate academic content standards is available [here](#).

## Georgia Alternate Assessment 2.0 - Spring 2021 Results



## KEY TERMS

**Achievement Level:** An achievement level is a range of scores that defines a specific level of student performance. Achievement levels give meaning and context to scale scores by describing the knowledge and skills students must demonstrate to achieve each level.

**Achievement Level Descriptors (ALDs):** ALDs are descriptions of the knowledge and skills expected at each of the four achievement levels for each grade level and content area.

**Extended Content Standards:** The Extended Content Standards identify skills that connect to the grade-level content standards and allow students to show learning of concepts at different levels.

**Scale Score:** A scale score is a representation of the total number of points a student earned, converted into a format which can be clearly interpreted and compared across years.

**Standard Deviation (SD):** The standard deviation indicates how spread out the group scores are around the mean (average). A higher standard deviation indicates many scores in the group are far from the mean. A lower standard deviation indicates many scores in the group are close to the mean.

## Learn more

For more information on:

- Interpreting GAA 2.0 scores
- The Extended Content Standards
- GAA 2.0 Achievement Levels

Visit:

