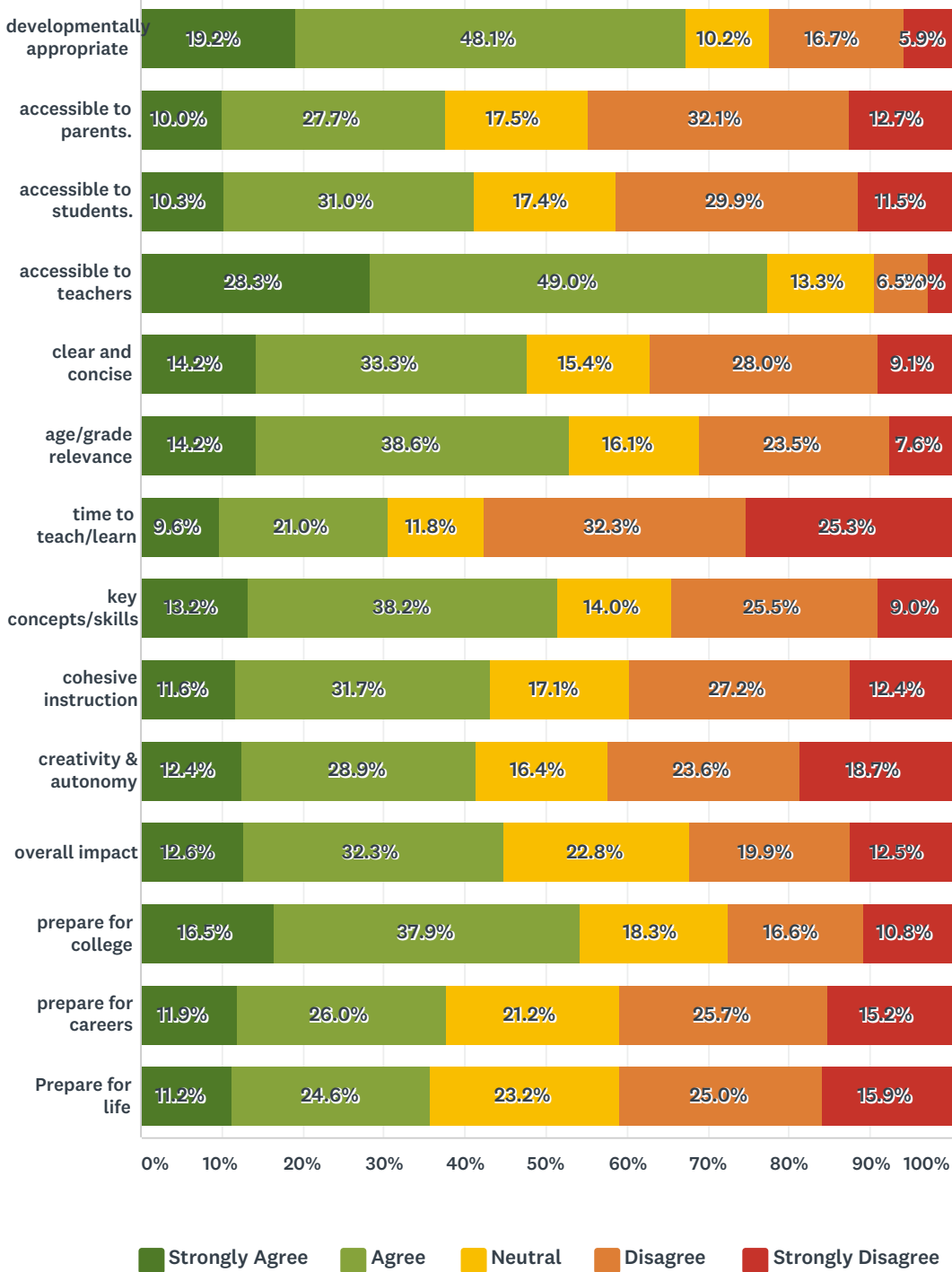


Q4 Please rate the following statements based on the current English Language Arts standards. The current standards:

Answered: 1,279 Skipped: 2



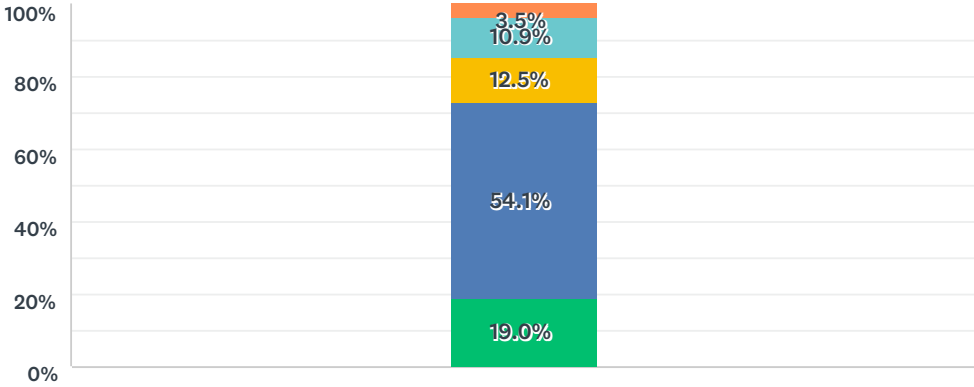
	STRONGLY AGREE	AGREE	NEUTRAL	DISAGREE	STRONGLY DISAGREE	TOTAL	WEIGHTED AVERAGE
developmentally appropriate	19.2%	48.1%	10.2%	16.7%	5.9%	1,273	2.42
	244	612	130	212	75		

English Language Arts (ELA) Survey 2019

accessible to parents.	10.0% 127	27.7% 352	17.5% 223	32.1% 409	12.7% 162	1,273	3.10
accessible to students.	10.3% 131	31.0% 394	17.4% 222	29.9% 380	11.5% 146	1,273	3.01
accessible to teachers	28.3% 360	49.0% 624	13.3% 169	6.5% 83	2.9% 37	1,273	2.07
clear and concise	14.2% 179	33.3% 420	15.4% 194	28.0% 353	9.1% 115	1,261	2.85
age/grade relevance	14.2% 181	38.6% 491	16.1% 205	23.5% 299	7.6% 97	1,273	2.72
time to teach/learn	9.6% 123	21.0% 268	11.8% 151	32.3% 413	25.3% 324	1,279	3.43
key concepts/skills	13.2% 169	38.2% 488	14.0% 179	25.5% 325	9.0% 115	1,276	2.79
cohesive instruction	11.6% 147	31.7% 402	17.1% 217	27.2% 346	12.4% 158	1,270	2.97
creativity & autonomy	12.4% 159	28.9% 369	16.4% 209	23.6% 302	18.7% 239	1,278	3.07
overall impact	12.6% 160	32.3% 411	22.8% 291	19.9% 253	12.5% 159	1,274	2.87
prepare for college	16.5% 210	37.9% 483	18.3% 233	16.6% 212	10.8% 138	1,276	2.67
prepare for careers	11.9% 151	26.0% 330	21.2% 270	25.7% 327	15.2% 193	1,271	3.06
Prepare for life	11.2% 141	24.6% 309	23.2% 292	25.0% 314	15.9% 200	1,256	3.10

Q5 Rigor by Grade Level

Answered: 1,275 Skipped: 6



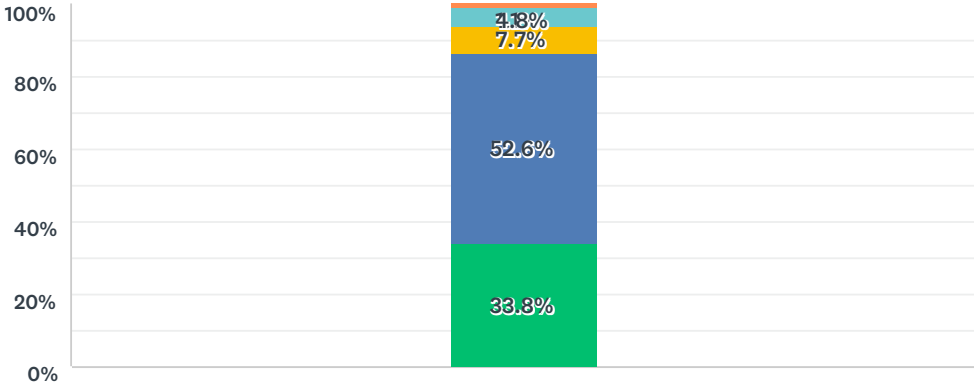
Rate the level of rigor for the age/grade level to which they are assigned.

- Too rigorous for the age/grade level
- Appropriate level of rigor for the age/grade level
- Neutral
- Somewhat rigorous for the age/grade level
- Not rigorous for the age/grade level

	TOO RIGOROUS FOR THE AGE/GRADE LEVEL	APPROPRIATE LEVEL OF RIGOR FOR THE AGE/GRADE LEVEL	NEUTRAL	SOMEWHAT RIGOROUS FOR THE AGE/GRADE LEVEL	NOT RIGOROUS FOR THE AGE/GRADE LEVEL	TOTAL	WEIGHTED AVERAGE
Rate the level of rigor for the age/grade level to which they are assigned.	19.0% 242	54.1% 690	12.5% 159	10.9% 139	3.5% 45	1,275	2.26

Q6 Emphasis on standards

Answered: 1,278 Skipped: 3



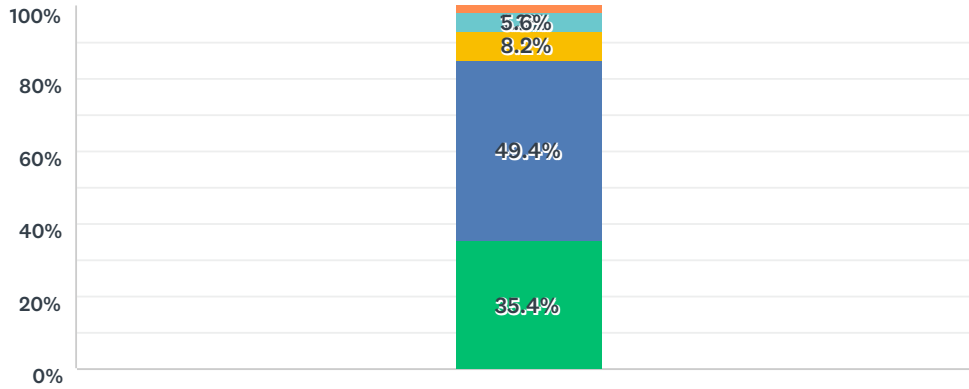
Rate the level of emphasis on the standards within your school.

■ Too much emphasis
 ■ Appropriate level emphasis
 ■ Neutral
■ Some level of emphasis
 ■ No emphasis

	TOO MUCH EMPHASIS	APPROPRIATE LEVEL EMPHASIS	NEUTRAL	SOME LEVEL OF EMPHASIS	NO EMPHASIS	TOTAL	WEIGHTED AVERAGE
Rate the level of emphasis on the standards within your school.	33.8% 432	52.6% 672	7.7% 99	4.8% 61	1.1% 14	1,278	1.87

Q7 Standards Drive Instruction

Answered: 1,278 Skipped: 3



Rate the degree to which the standards drive local/classroom instructional or curricular decisions and practices.

■ Too influential
 ■ Appropriate level of influence
 ■ Neutral
■ Some level of influence
 ■ No influence

	TOO INFLUENTIAL	APPROPRIATE LEVEL OF INFLUENCE	NEUTRAL	SOME LEVEL OF INFLUENCE	NO INFLUENCE	TOTAL	WEIGHTED AVERAGE
Rate the degree to which the standards drive local/classroom instructional or curricular decisions and practices.	35.4% 453	49.4% 631	8.2% 105	5.6% 72	1.3% 17	1,278	1.88