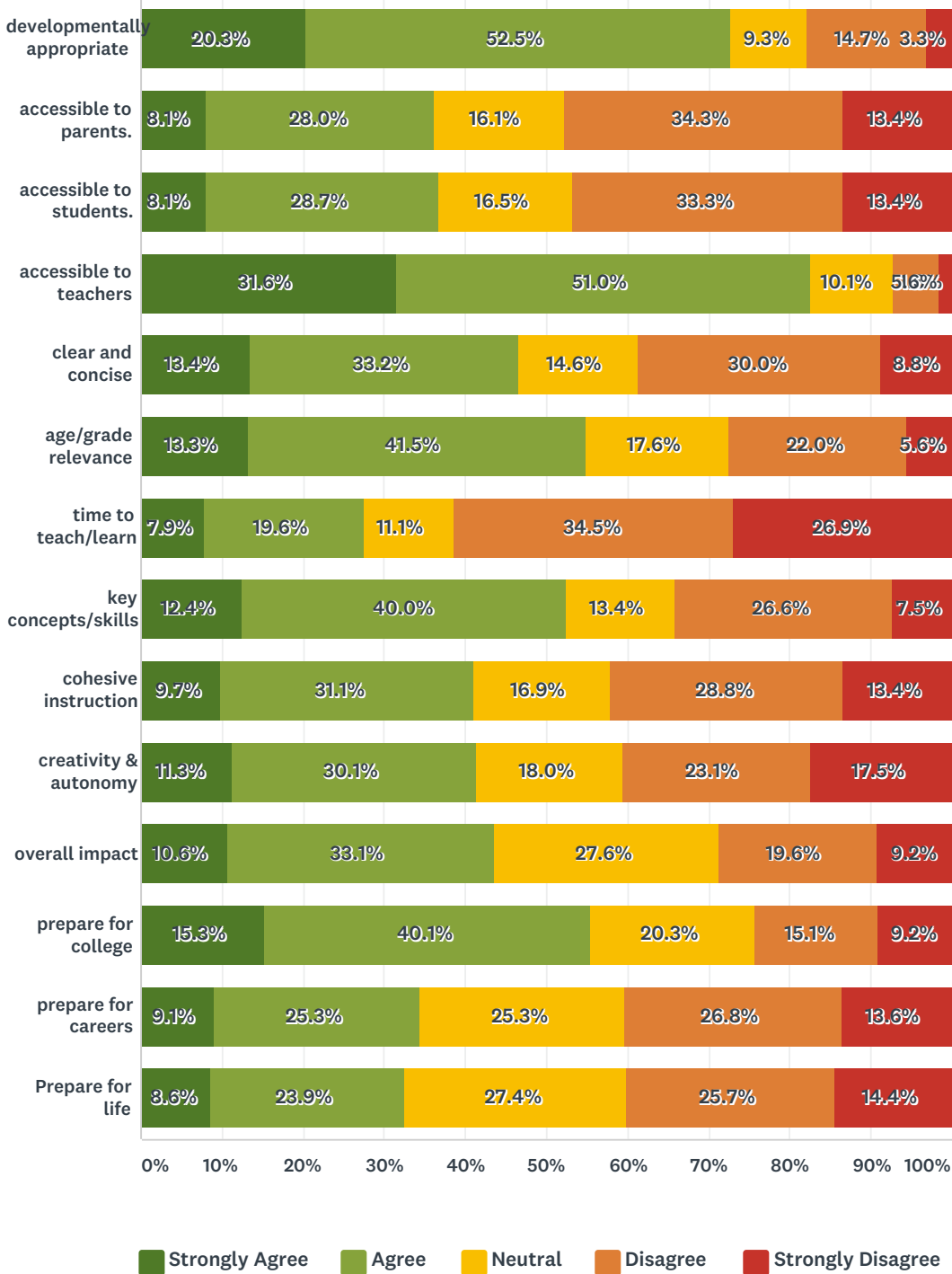


Q4 Please rate the following statements based on the current English Language Arts standards. The current standards:

Answered: 733 Skipped: 0



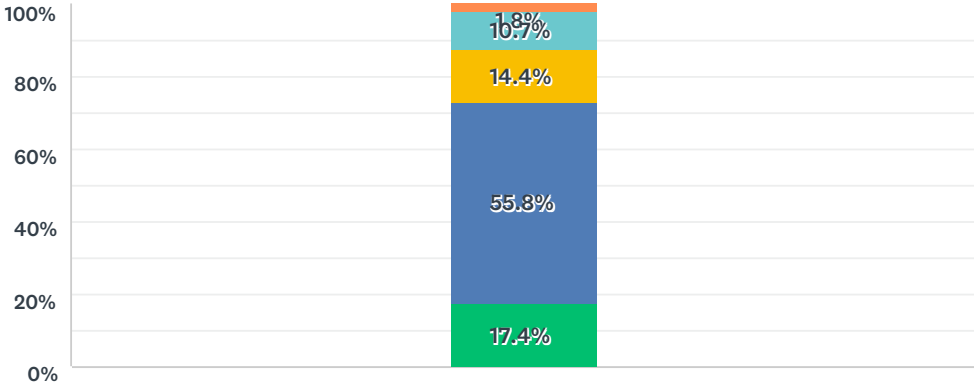
	STRONGLY AGREE	AGREE	NEUTRAL	DISAGREE	STRONGLY DISAGREE	TOTAL	WEIGHTED AVERAGE
developmentally appropriate	20.3%	52.5%	9.3%	14.7%	3.3%	730	2.28
	148	383	68	107	24		

English Language Arts (ELA) Survey 2019

accessible to parents.	8.1% 59	28.0% 205	16.1% 118	34.3% 251	13.4% 98	731	3.17
accessible to students.	8.1% 59	28.7% 209	16.5% 120	33.3% 243	13.4% 98	729	3.15
accessible to teachers	31.6% 231	51.0% 373	10.1% 74	5.6% 41	1.6% 12	731	1.95
clear and concise	13.4% 97	33.2% 241	14.6% 106	30.0% 218	8.8% 64	726	2.88
age/grade relevance	13.3% 97	41.5% 302	17.6% 128	22.0% 160	5.6% 41	728	2.65
time to teach/learn	7.9% 58	19.6% 144	11.1% 81	34.5% 253	26.9% 197	733	3.53
key concepts/skills	12.4% 91	40.0% 293	13.4% 98	26.6% 195	7.5% 55	732	2.77
cohesive instruction	9.7% 71	31.1% 227	16.9% 123	28.8% 210	13.4% 98	729	3.05
creativity & autonomy	11.3% 83	30.1% 220	18.0% 132	23.1% 169	17.5% 128	732	3.05
overall impact	10.6% 77	33.1% 241	27.6% 201	19.6% 143	9.2% 67	729	2.84
prepare for college	15.3% 112	40.1% 293	20.3% 148	15.1% 110	9.2% 67	730	2.63
prepare for careers	9.1% 66	25.3% 184	25.3% 184	26.8% 195	13.6% 99	728	3.11
Prepare for life	8.6% 62	23.9% 172	27.4% 197	25.7% 185	14.4% 104	720	3.13

Q5 Rigor by Grade Level

Answered: 731 Skipped: 2



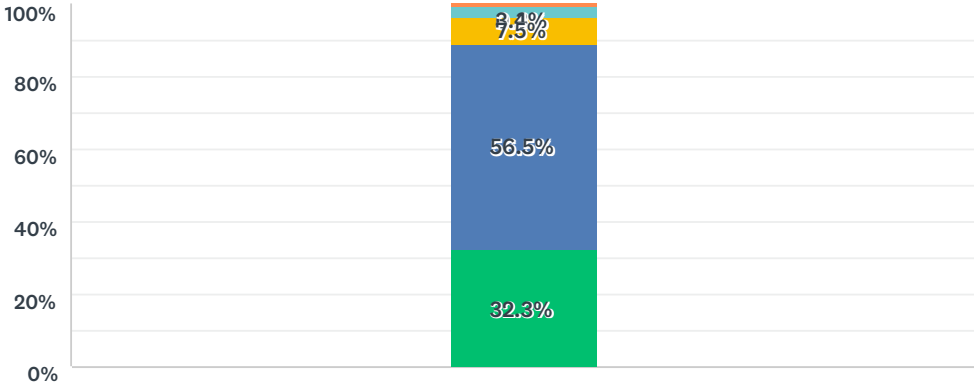
Rate the level of rigor for the age/grade level to which they are assigned.

- Too rigorous for the age/grade level
- Appropriate level of rigor for the age/grade level
- Neutral
- Somewhat rigorous for the age/grade level
- Not rigorous for the age/grade level

	TOO RIGOROUS FOR THE AGE/GRADE LEVEL	APPROPRIATE LEVEL OF RIGOR FOR THE AGE/GRADE LEVEL	NEUTRAL	SOMEWHAT RIGOROUS FOR THE AGE/GRADE LEVEL	NOT RIGOROUS FOR THE AGE/GRADE LEVEL	TOTAL	WEIGHTED AVERAGE
Rate the level of rigor for the age/grade level to which they are assigned.	17.4% 127	55.8% 408	14.4% 105	10.7% 78	1.8% 13	731	2.24

Q6 Emphasis on standards

Answered: 733 Skipped: 0



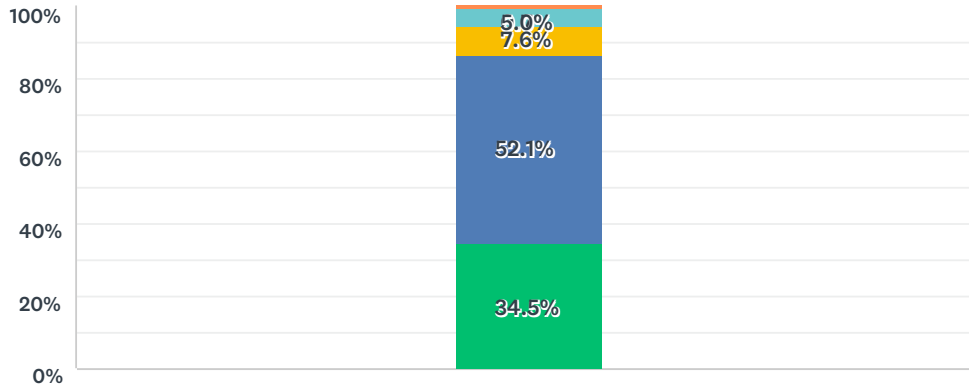
Rate the level of emphasis on the standards within your school.

■ Too much emphasis
 ■ Appropriate level emphasis
 ■ Neutral
■ Some level of emphasis
 ■ No emphasis

	TOO MUCH EMPHASIS	APPROPRIATE LEVEL EMPHASIS	NEUTRAL	SOME LEVEL OF EMPHASIS	NO EMPHASIS	TOTAL	WEIGHTED AVERAGE
Rate the level of emphasis on the standards within your school.	32.3% 237	56.5% 414	7.5% 55	3.4% 25	0.3% 2	733	1.83

Q7 Standards Drive Instruction

Answered: 733 Skipped: 0



Rate the degree to which the standards drive local/classroom instructional or curricular decisions and practices.

■ Too influential
 ■ Appropriate level of influence
 ■ Neutral
■ Some level of influence
 ■ No influence

	TOO INFLUENTIAL	APPROPRIATE LEVEL OF INFLUENCE	NEUTRAL	SOME LEVEL OF INFLUENCE	NO INFLUENCE	TOTAL	WEIGHTED AVERAGE
Rate the degree to which the standards drive local/classroom instructional or curricular decisions and practices.	34.5% 253	52.1% 382	7.6% 56	5.0% 37	0.7% 5	733	1.85