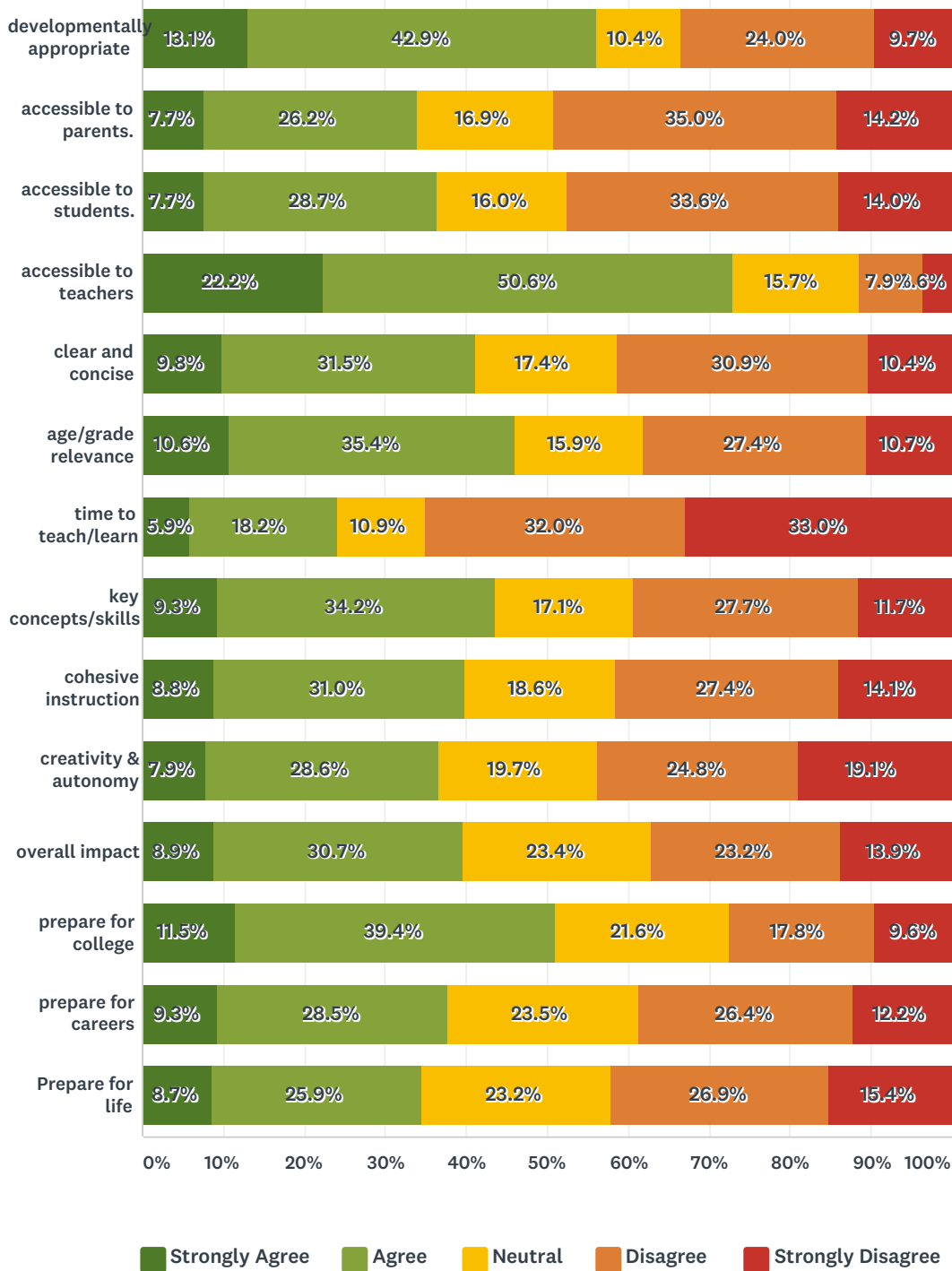


Q4 Please rate the following statements based on the current English Language Arts standards. The current standards:

Answered: 2,982 Skipped: 1



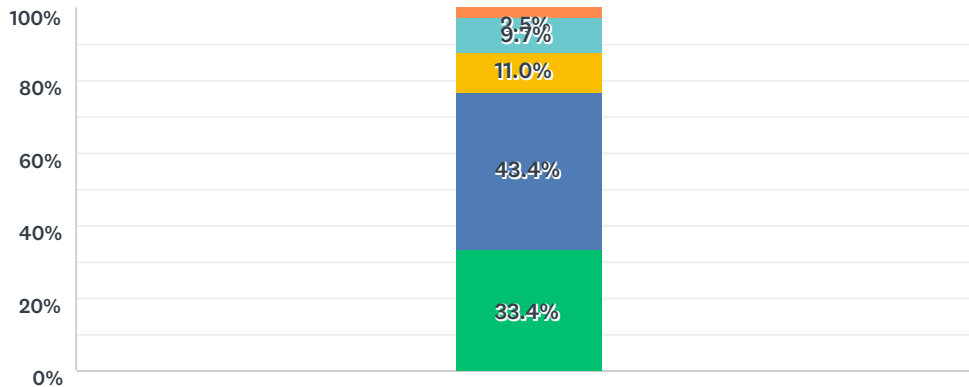
	STRONGLY AGREE	AGREE	NEUTRAL	DISAGREE	STRONGLY DISAGREE	TOTAL	WEIGHTED AVERAGE
developmentally appropriate	13.1%	42.9%	10.4%	24.0%	9.7%	2,971	2.74
	389	1,274	309	712	287		

English Language Arts (ELA) Survey 2019

accessible to parents.	7.7% 228	26.2% 780	16.9% 502	35.0% 1,042	14.2% 422	2,974	3.22
accessible to students.	7.7% 229	28.7% 852	16.0% 476	33.6% 996	14.0% 415	2,968	3.17
accessible to teachers	22.2% 660	50.6% 1,501	15.7% 466	7.9% 234	3.6% 106	2,967	2.20
clear and concise	9.8% 289	31.5% 929	17.4% 515	30.9% 912	10.4% 308	2,953	3.01
age/grade relevance	10.6% 316	35.4% 1,050	15.9% 471	27.4% 814	10.7% 319	2,970	2.92
time to teach/learn	5.9% 175	18.2% 542	10.9% 325	32.0% 952	33.0% 982	2,976	3.68
key concepts/skills	9.3% 277	34.2% 1,017	17.1% 509	27.7% 823	11.7% 348	2,974	2.98
cohesive instruction	8.8% 262	31.0% 921	18.6% 553	27.4% 814	14.1% 420	2,970	3.07
creativity & autonomy	7.9% 233	28.6% 848	19.7% 584	24.8% 735	19.1% 566	2,966	3.19
overall impact	8.9% 264	30.7% 910	23.4% 693	23.2% 689	13.9% 411	2,967	3.02
prepare for college	11.5% 341	39.4% 1,168	21.6% 641	17.8% 528	9.6% 286	2,964	2.75
prepare for careers	9.3% 274	28.5% 844	23.5% 695	26.4% 782	12.2% 362	2,957	3.04
Prepare for life	8.7% 255	25.9% 761	23.2% 680	26.9% 789	15.4% 451	2,936	3.14

Q5 Rigor by Grade Level

Answered: 2,969 Skipped: 14



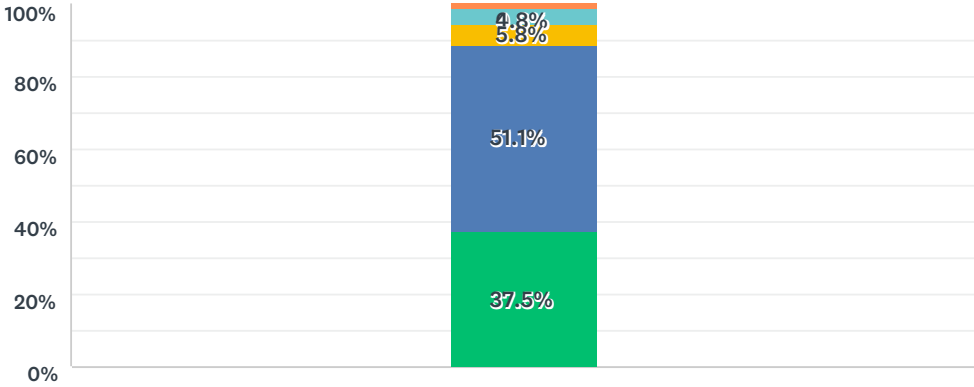
Rate the level of rigor for the age/grade level to which they are assigned.

- Too rigorous for the age/grade level
- Appropriate level of rigor for the age/grade level
- Neutral
- Somewhat rigorous for the age/grade level
- Not rigorous for the age/grade level

	TOO RIGOROUS FOR THE AGE/GRADE LEVEL	APPROPRIATE LEVEL OF RIGOR FOR THE AGE/GRADE LEVEL	NEUTRAL	SOMEWHAT RIGOROUS FOR THE AGE/GRADE LEVEL	NOT RIGOROUS FOR THE AGE/GRADE LEVEL	TOTAL	WEIGHTED AVERAGE
Rate the level of rigor for the age/grade level to which they are assigned.	33.4% 992	43.4% 1,289	11.0% 326	9.7% 287	2.5% 75	2,969	2.04

Q6 Emphasis on standards

Answered: 2,977 Skipped: 6



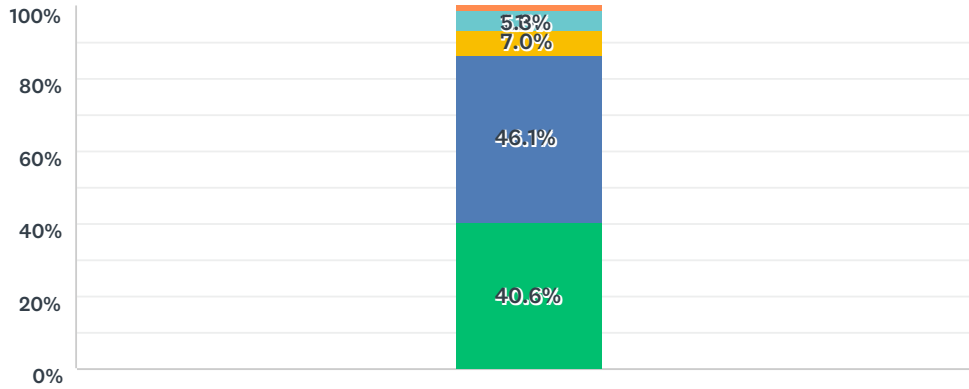
Rate the level of emphasis on the standards within your school.

■ Too much emphasis
 ■ Appropriate level emphasis
 ■ Neutral
■ Some level of emphasis
 ■ No emphasis

	TOO MUCH EMPHASIS	APPROPRIATE LEVEL EMPHASIS	NEUTRAL	SOME LEVEL OF EMPHASIS	NO EMPHASIS	TOTAL	WEIGHTED AVERAGE
Rate the level of emphasis on the standards within your school.	37.5% 1,117	51.1% 1,521	5.8% 174	4.8% 142	0.8% 23	2,977	1.80

Q7 Standards Drive Instruction

Answered: 2,979 Skipped: 4



Rate the degree to which the standards drive local/classroom instructional or curricular decisions and practices.

■ Too influential
 ■ Appropriate level of influence
 ■ Neutral
■ Some level of influence
 ■ No influence

	TOO INFLUENTIAL	APPROPRIATE LEVEL OF INFLUENCE	NEUTRAL	SOME LEVEL OF INFLUENCE	NO INFLUENCE	TOTAL	WEIGHTED AVERAGE
Rate the degree to which the standards drive local/classroom instructional or curricular decisions and practices.	40.6% 1,209	46.1% 1,372	7.0% 209	5.3% 157	1.1% 32	2,979	1.80