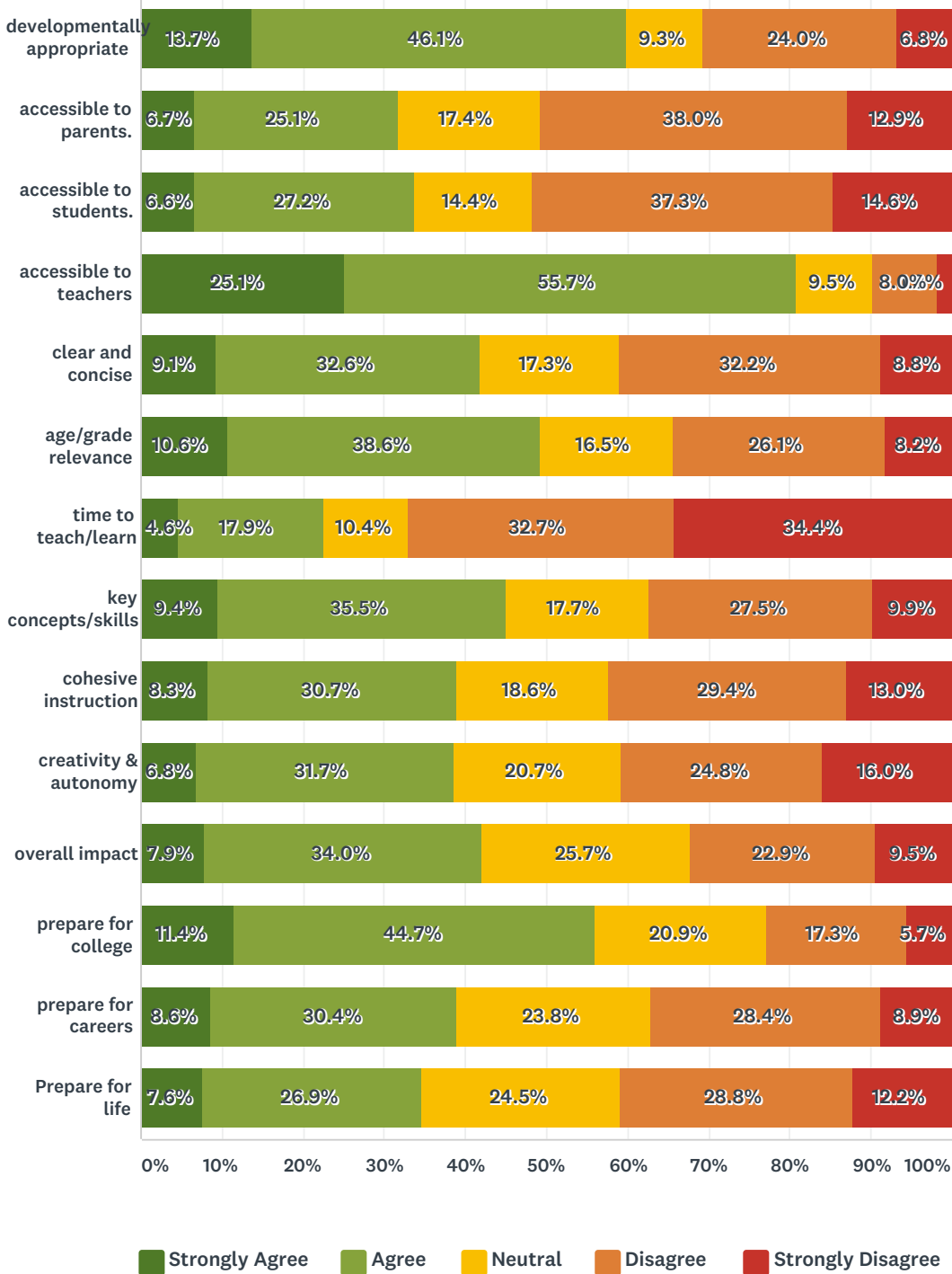


Q4 Please rate the following statements based on the current English Language Arts standards. The current standards:

Answered: 1,732 Skipped: 0



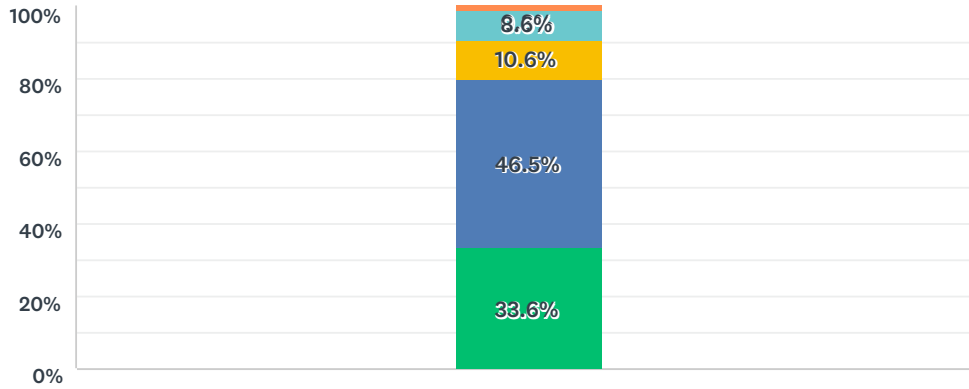
	STRONGLY AGREE	AGREE	NEUTRAL	DISAGREE	STRONGLY DISAGREE	TOTAL	WEIGHTED AVERAGE
developmentally appropriate	13.7%	46.1%	9.3%	24.0%	6.8%	1,726	2.64
	237	796	161	414	118		

English Language Arts (ELA) Survey 2019

accessible to parents.	6.7% 115	25.1% 434	17.4% 300	38.0% 656	12.9% 222	1,727	3.25
accessible to students.	6.6% 114	27.2% 467	14.4% 247	37.3% 641	14.6% 251	1,720	3.26
accessible to teachers	25.1% 432	55.7% 960	9.5% 163	8.0% 138	1.8% 31	1,724	2.06
clear and concise	9.1% 157	32.6% 559	17.3% 297	32.2% 552	8.8% 151	1,716	2.99
age/grade relevance	10.6% 182	38.6% 665	16.5% 285	26.1% 451	8.2% 142	1,725	2.83
time to teach/learn	4.6% 80	17.9% 310	10.4% 180	32.7% 565	34.4% 595	1,730	3.74
key concepts/skills	9.4% 162	35.5% 613	17.7% 305	27.5% 475	9.9% 171	1,726	2.93
cohesive instruction	8.3% 143	30.7% 530	18.6% 320	29.4% 508	13.0% 224	1,725	3.08
creativity & autonomy	6.8% 117	31.7% 546	20.7% 357	24.8% 428	16.0% 276	1,724	3.12
overall impact	7.9% 136	34.0% 585	25.7% 443	22.9% 394	9.5% 163	1,721	2.92
prepare for college	11.4% 196	44.7% 768	20.9% 360	17.3% 297	5.7% 98	1,719	2.61
prepare for careers	8.6% 147	30.4% 522	23.8% 408	28.4% 487	8.9% 152	1,716	2.99
Prepare for life	7.6% 130	26.9% 457	24.5% 416	28.8% 489	12.2% 208	1,700	3.11

Q5 Rigor by Grade Level

Answered: 1,722 Skipped: 10



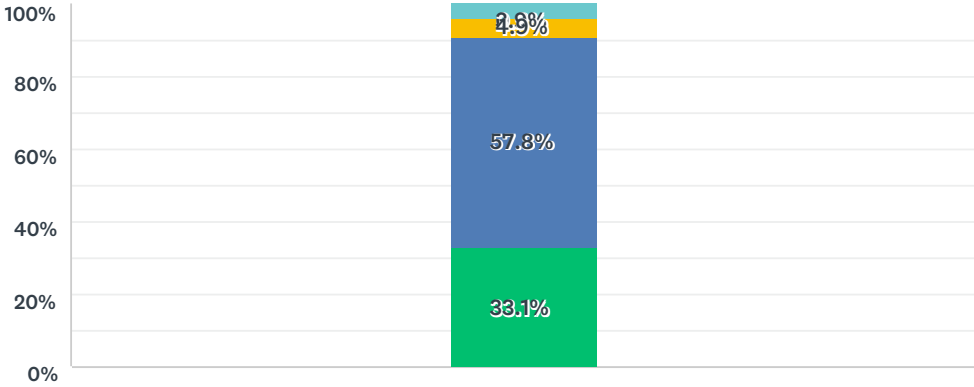
Rate the level of rigor for the age/grade level to which they are assigned.

- Too rigorous for the age/grade level
- Appropriate level of rigor for the age/grade level
- Neutral
- Somewhat rigorous for the age/grade level
- Not rigorous for the age/grade level

	TOO RIGOROUS FOR THE AGE/GRADE LEVEL	APPROPRIATE LEVEL OF RIGOR FOR THE AGE/GRADE LEVEL	NEUTRAL	SOMEWHAT RIGOROUS FOR THE AGE/GRADE LEVEL	NOT RIGOROUS FOR THE AGE/GRADE LEVEL	TOTAL	WEIGHTED AVERAGE
Rate the level of rigor for the age/grade level to which they are assigned.	33.6% 578	46.5% 800	10.6% 182	8.6% 148	0.8% 14	1,722	1.97

Q6 Emphasis on standards

Answered: 1,729 Skipped: 3



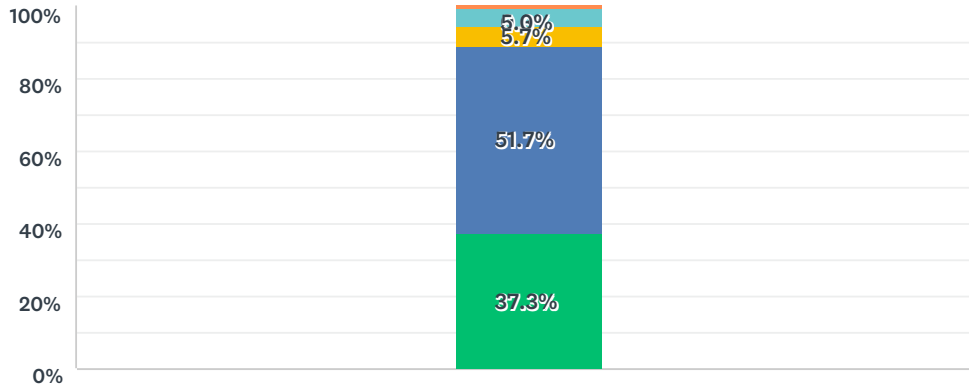
Rate the level of emphasis on the standards within your school.

■ Too much emphasis
 ■ Appropriate level emphasis
 ■ Neutral
■ Some level of emphasis
 ■ No emphasis

	TOO MUCH EMPHASIS	APPROPRIATE LEVEL EMPHASIS	NEUTRAL	SOME LEVEL OF EMPHASIS	NO EMPHASIS	TOTAL	WEIGHTED AVERAGE
Rate the level of emphasis on the standards within your school.	33.1% 573	57.8% 999	4.9% 85	3.9% 68	0.2% 4	1,729	1.80

Q7 Standards Drive Instruction

Answered: 1,731 Skipped: 1



Rate the degree to which the standards drive local/classroom instructional or curricular decisions and practices.

■ Too influential
 ■ Appropriate level of influence
 ■ Neutral
■ Some level of influence
 ■ No influence

	TOO INFLUENTIAL	APPROPRIATE LEVEL OF INFLUENCE	NEUTRAL	SOME LEVEL OF INFLUENCE	NO INFLUENCE	TOTAL	WEIGHTED AVERAGE
Rate the degree to which the standards drive local/classroom instructional or curricular decisions and practices.	37.3% 646	51.7% 895	5.7% 98	5.0% 87	0.3% 5	1,731	1.79