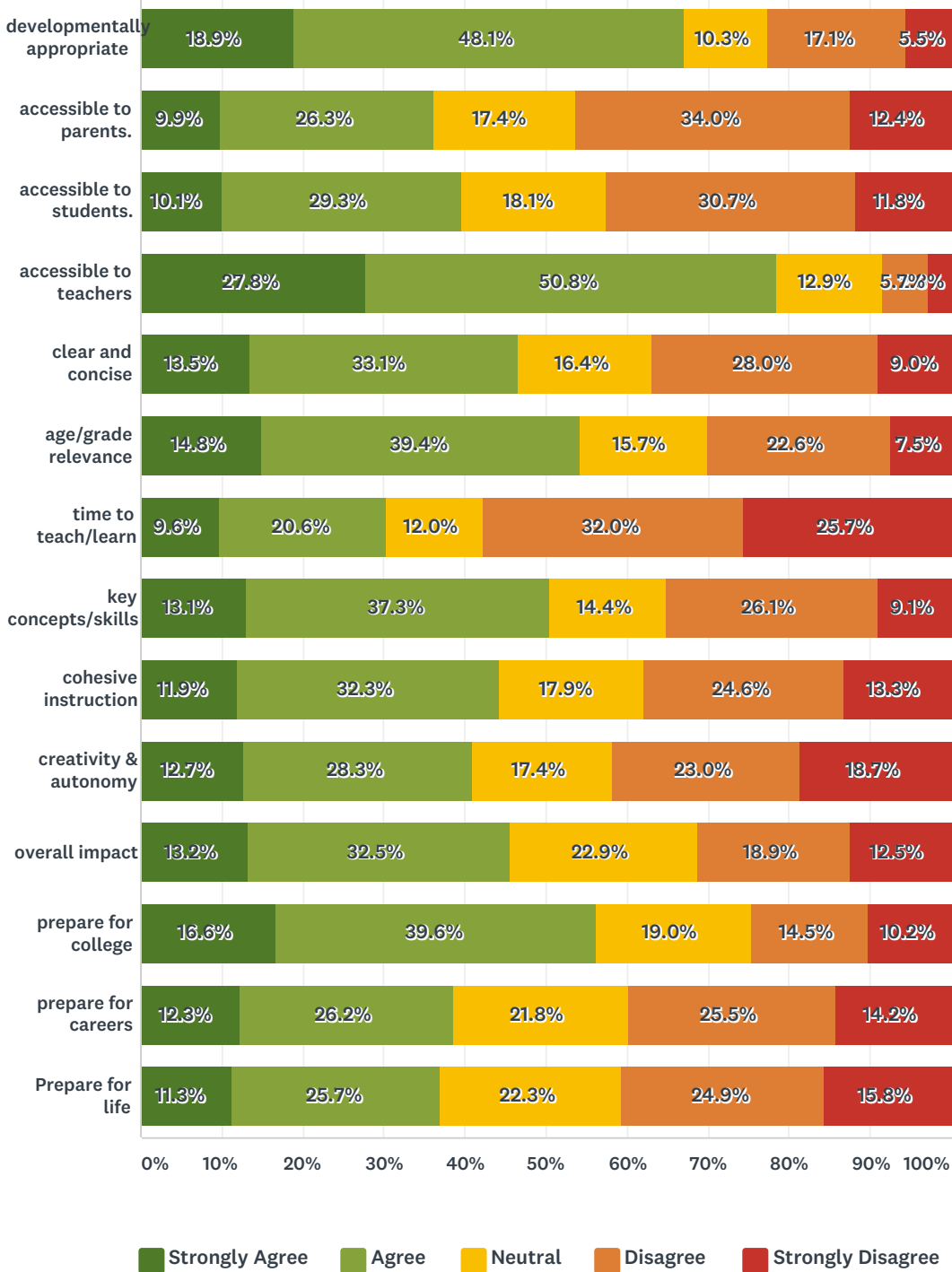


Q4 Please rate the following statements based on the current English Language Arts standards. The current standards:

Answered: 1,556 Skipped: 1



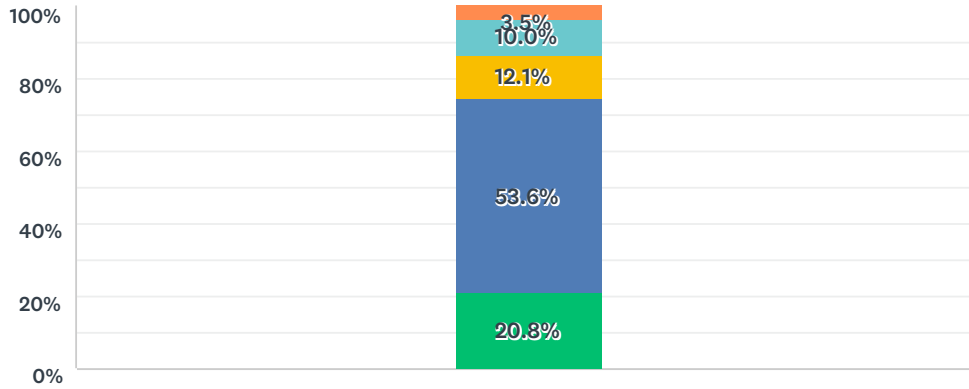
	STRONGLY AGREE	AGREE	NEUTRAL	DISAGREE	STRONGLY DISAGREE	TOTAL	WEIGHTED AVERAGE
developmentally appropriate	18.9%	48.1%	10.3%	17.1%	5.5%	1,552	2.42
	293	747	160	266	86		

English Language Arts (ELA) Survey 2019

accessible to parents.	9.9% 153	26.3% 407	17.4% 270	34.0% 526	12.4% 192	1,548	3.13
accessible to students.	10.1% 157	29.3% 455	18.1% 280	30.7% 476	11.8% 183	1,551	3.05
accessible to teachers	27.8% 430	50.8% 787	12.9% 200	5.7% 89	2.8% 43	1,549	2.05
clear and concise	13.5% 208	33.1% 509	16.4% 252	28.0% 431	9.0% 138	1,538	2.86
age/grade relevance	14.8% 230	39.4% 611	15.7% 243	22.6% 350	7.5% 116	1,550	2.68
time to teach/learn	9.6% 149	20.6% 320	12.0% 186	32.0% 496	25.7% 399	1,550	3.44
key concepts/skills	13.1% 204	37.3% 580	14.4% 223	26.1% 405	9.1% 141	1,553	2.81
cohesive instruction	11.9% 184	32.3% 501	17.9% 277	24.6% 382	13.3% 207	1,551	2.95
creativity & autonomy	12.7% 197	28.3% 438	17.4% 269	23.0% 356	18.7% 290	1,550	3.07
overall impact	13.2% 205	32.5% 504	22.9% 356	18.9% 294	12.5% 194	1,553	2.85
prepare for college	16.6% 258	39.6% 615	19.0% 295	14.5% 225	10.2% 159	1,552	2.62
prepare for careers	12.3% 190	26.2% 405	21.8% 337	25.5% 395	14.2% 219	1,546	3.03
Prepare for life	11.3% 174	25.7% 394	22.3% 343	24.9% 383	15.8% 242	1,536	3.08

Q5 Rigor by Grade Level

Answered: 1,553 Skipped: 4



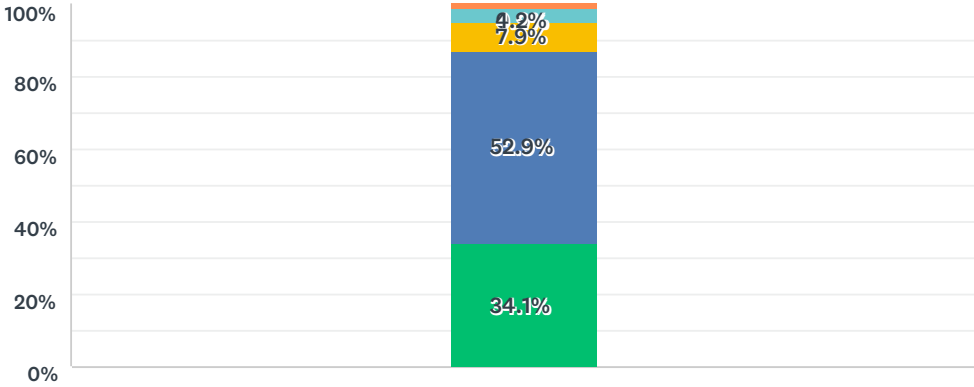
Rate the level of rigor for the age/grade level to which they are assigned.

- Too rigorous for the age/grade level
- Appropriate level of rigor for the age/grade level
- Neutral
- Somewhat rigorous for the age/grade level
- Not rigorous for the age/grade level

	TOO RIGOROUS FOR THE AGE/GRADE LEVEL	APPROPRIATE LEVEL OF RIGOR FOR THE AGE/GRADE LEVEL	NEUTRAL	SOMEWHAT RIGOROUS FOR THE AGE/GRADE LEVEL	NOT RIGOROUS FOR THE AGE/GRADE LEVEL	TOTAL	WEIGHTED AVERAGE
Rate the level of rigor for the age/grade level to which they are assigned.	20.8% 323	53.6% 833	12.1% 188	10.0% 155	3.5% 54	1,553	2.22

Q6 Emphasis on standards

Answered: 1,554 Skipped: 3



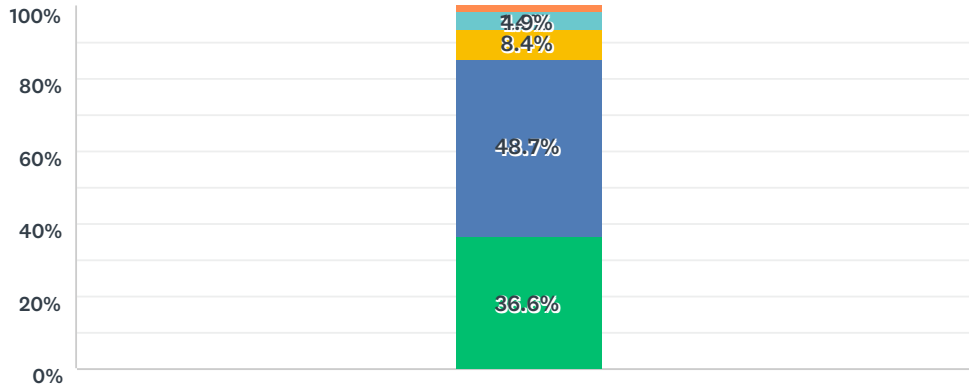
Rate the level of emphasis on the standards within your school.

■ Too much emphasis
 ■ Appropriate level emphasis
 ■ Neutral
■ Some level of emphasis
 ■ No emphasis

	TOO MUCH EMPHASIS	APPROPRIATE LEVEL EMPHASIS	NEUTRAL	SOME LEVEL OF EMPHASIS	NO EMPHASIS	TOTAL	WEIGHTED AVERAGE
Rate the level of emphasis on the standards within your school.	34.1% 530	52.9% 822	7.9% 123	4.2% 65	0.9% 14	1,554	1.85

Q7 Standards Drive Instruction

Answered: 1,556 Skipped: 1



Rate the degree to which the standards drive local/classroom instructional or curricular decisions and practices.

■ Too influential
 ■ Appropriate level of influence
 ■ Neutral
■ Some level of influence
 ■ No influence

	TOO INFLUENTIAL	APPROPRIATE LEVEL OF INFLUENCE	NEUTRAL	SOME LEVEL OF INFLUENCE	NO INFLUENCE	TOTAL	WEIGHTED AVERAGE
Rate the degree to which the standards drive local/classroom instructional or curricular decisions and practices.	36.6% 569	48.7% 758	8.4% 130	4.9% 77	1.4% 22	1,556	1.86