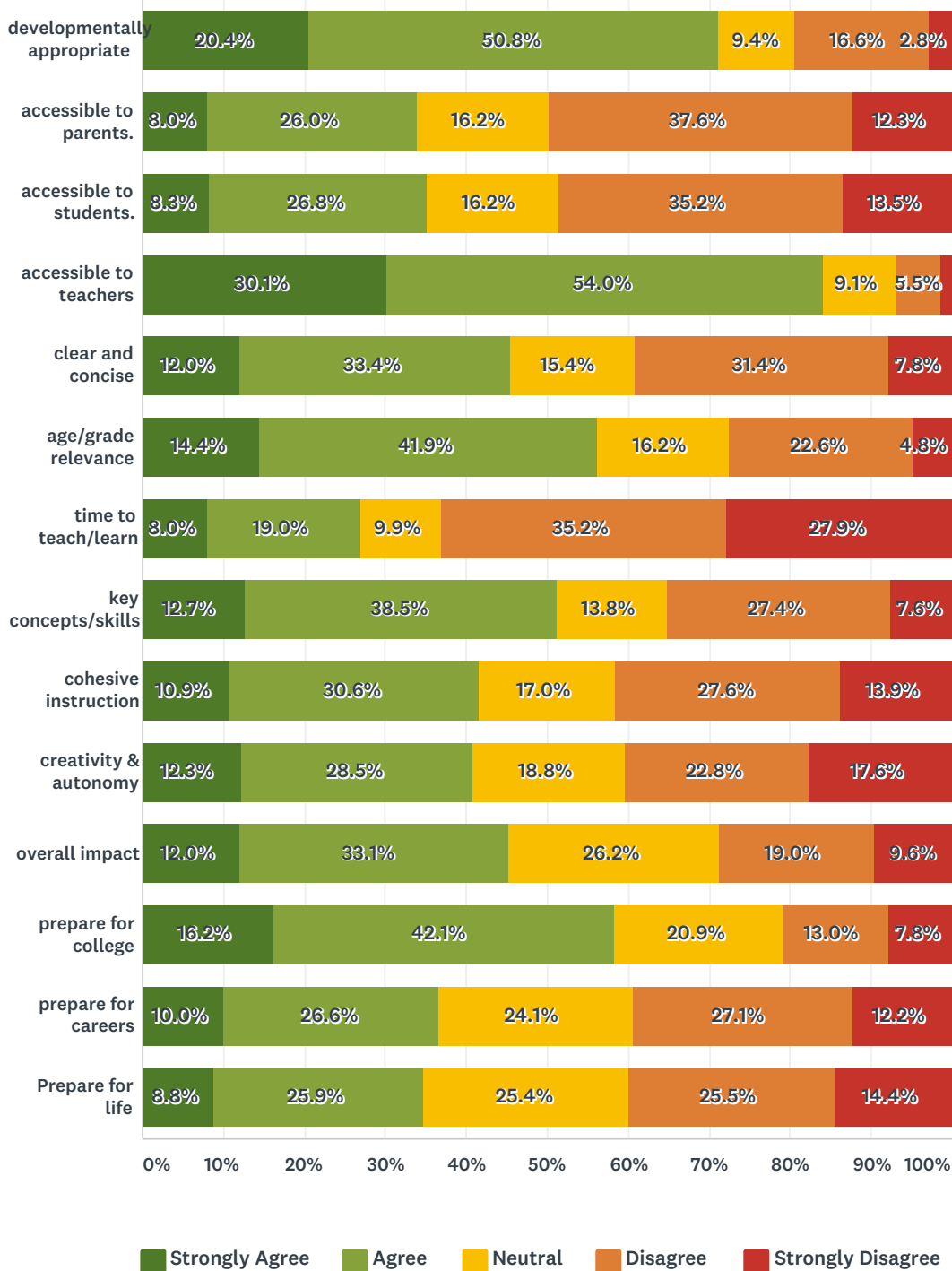


## Q4 Please rate the following statements based on the current English Language Arts standards. The current standards:

Answered: 917 Skipped: 0



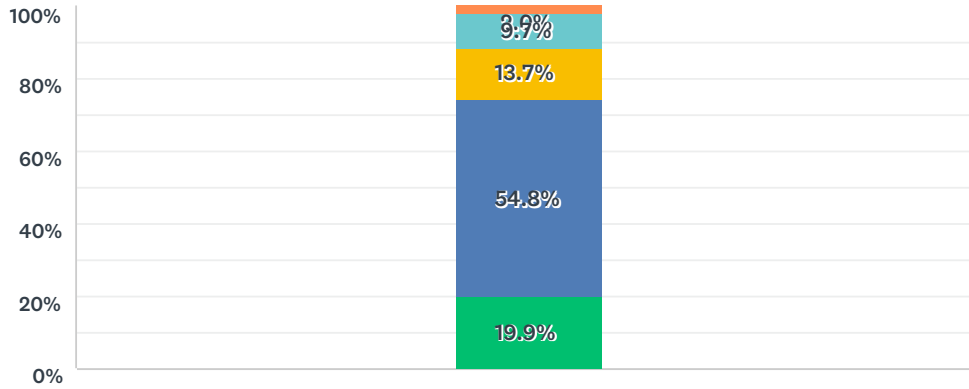
	STRONGLY AGREE	AGREE	NEUTRAL	DISAGREE	STRONGLY DISAGREE	TOTAL	WEIGHTED AVERAGE
developmentally appropriate	20.4%	50.8%	9.4%	16.6%	2.8%	916	2.31
	187	465	86	152	26		

English Language Arts (ELA) Survey 2019

accessible to parents.	8.0% 73	26.0% 237	16.2% 148	37.6% 343	12.3% 112	913	3.20
accessible to students.	8.3% 76	26.8% 245	16.2% 148	35.2% 321	13.5% 123	913	3.19
accessible to teachers	30.1% 275	54.0% 493	9.1% 83	5.5% 50	1.3% 12	913	1.94
clear and concise	12.0% 109	33.4% 303	15.4% 140	31.4% 285	7.8% 71	908	2.90
age/grade relevance	14.4% 131	41.9% 382	16.2% 148	22.6% 206	4.8% 44	911	2.62
time to teach/learn	8.0% 73	19.0% 174	9.9% 91	35.2% 322	27.9% 255	915	3.56
key concepts/skills	12.7% 116	38.5% 353	13.8% 126	27.4% 251	7.6% 70	916	2.79
cohesive instruction	10.9% 100	30.6% 280	17.0% 156	27.6% 253	13.9% 127	916	3.03
creativity & autonomy	12.3% 112	28.5% 260	18.8% 172	22.8% 208	17.6% 161	913	3.05
overall impact	12.0% 110	33.1% 303	26.2% 240	19.0% 174	9.6% 88	915	2.81
prepare for college	16.2% 148	42.1% 385	20.9% 191	13.0% 119	7.8% 71	914	2.54
prepare for careers	10.0% 91	26.6% 242	24.1% 220	27.1% 247	12.2% 111	911	3.05
Prepare for life	8.8% 80	25.9% 234	25.4% 230	25.5% 231	14.4% 130	905	3.11

## Q5 Rigor by Grade Level

Answered: 915 Skipped: 2



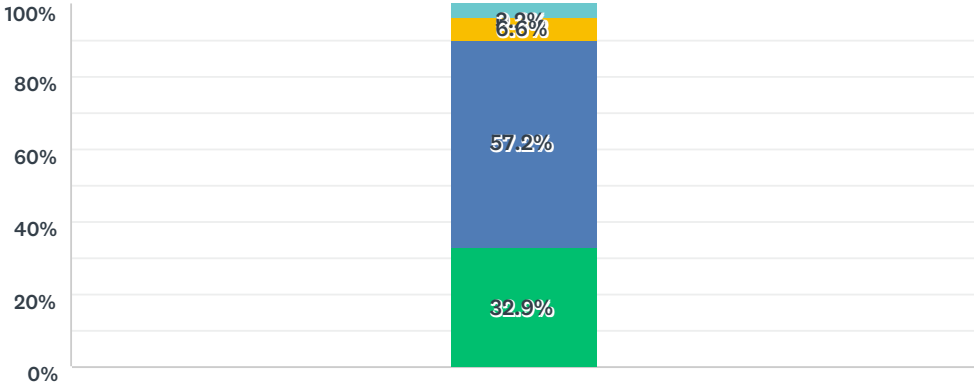
Rate the level of rigor for the age/grade level to which they are assigned.

- Too rigorous for the age/grade level
- Appropriate level of rigor for the age/grade level
- Neutral
- Somewhat rigorous for the age/grade level
- Not rigorous for the age/grade level

	TOO RIGOROUS FOR THE AGE/GRADE LEVEL	APPROPRIATE LEVEL OF RIGOR FOR THE AGE/GRADE LEVEL	NEUTRAL	SOMEWHAT RIGOROUS FOR THE AGE/GRADE LEVEL	NOT RIGOROUS FOR THE AGE/GRADE LEVEL	TOTAL	WEIGHTED AVERAGE
Rate the level of rigor for the age/grade level to which they are assigned.	19.9% 182	54.8% 501	13.7% 125	9.7% 89	2.0% 18	915	2.19

### Q6 Emphasis on standards

Answered: 915 Skipped: 2



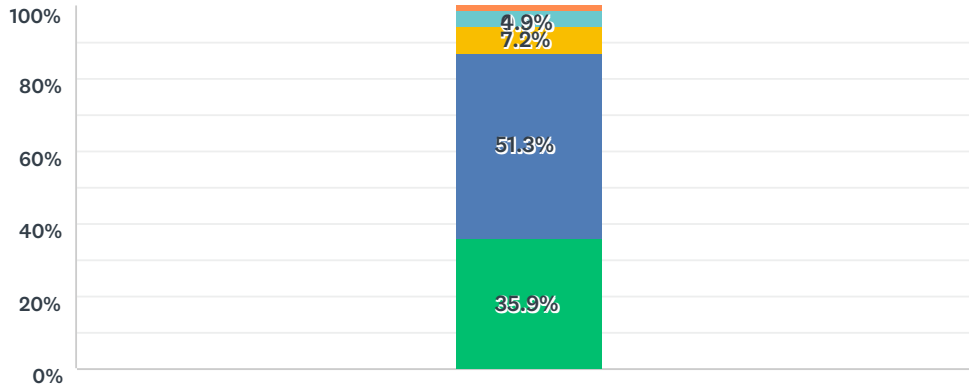
Rate the level of emphasis on the standards within your school.

■ Too much emphasis   
 ■ Appropriate level emphasis   
 ■ Neutral  
■ Some level of emphasis   
 ■ No emphasis

	TOO MUCH EMPHASIS	APPROPRIATE LEVEL EMPHASIS	NEUTRAL	SOME LEVEL OF EMPHASIS	NO EMPHASIS	TOTAL	WEIGHTED AVERAGE
Rate the level of emphasis on the standards within your school.	32.9% 301	57.2% 523	6.6% 60	3.2% 29	0.2% 2	915	1.81

## Q7 Standards Drive Instruction

Answered: 917 Skipped: 0



Rate the degree to which the standards drive local/classroom instructional or curricular decisions and practices.

■ Too influential   
 ■ Appropriate level of influence   
 ■ Neutral  
■ Some level of influence   
 ■ No influence

	TOO INFLUENTIAL	APPROPRIATE LEVEL OF INFLUENCE	NEUTRAL	SOME LEVEL OF INFLUENCE	NO INFLUENCE	TOTAL	WEIGHTED AVERAGE
Rate the degree to which the standards drive local/classroom instructional or curricular decisions and practices.	35.9% 329	51.3% 470	7.2% 66	4.9% 45	0.8% 7	917	1.83