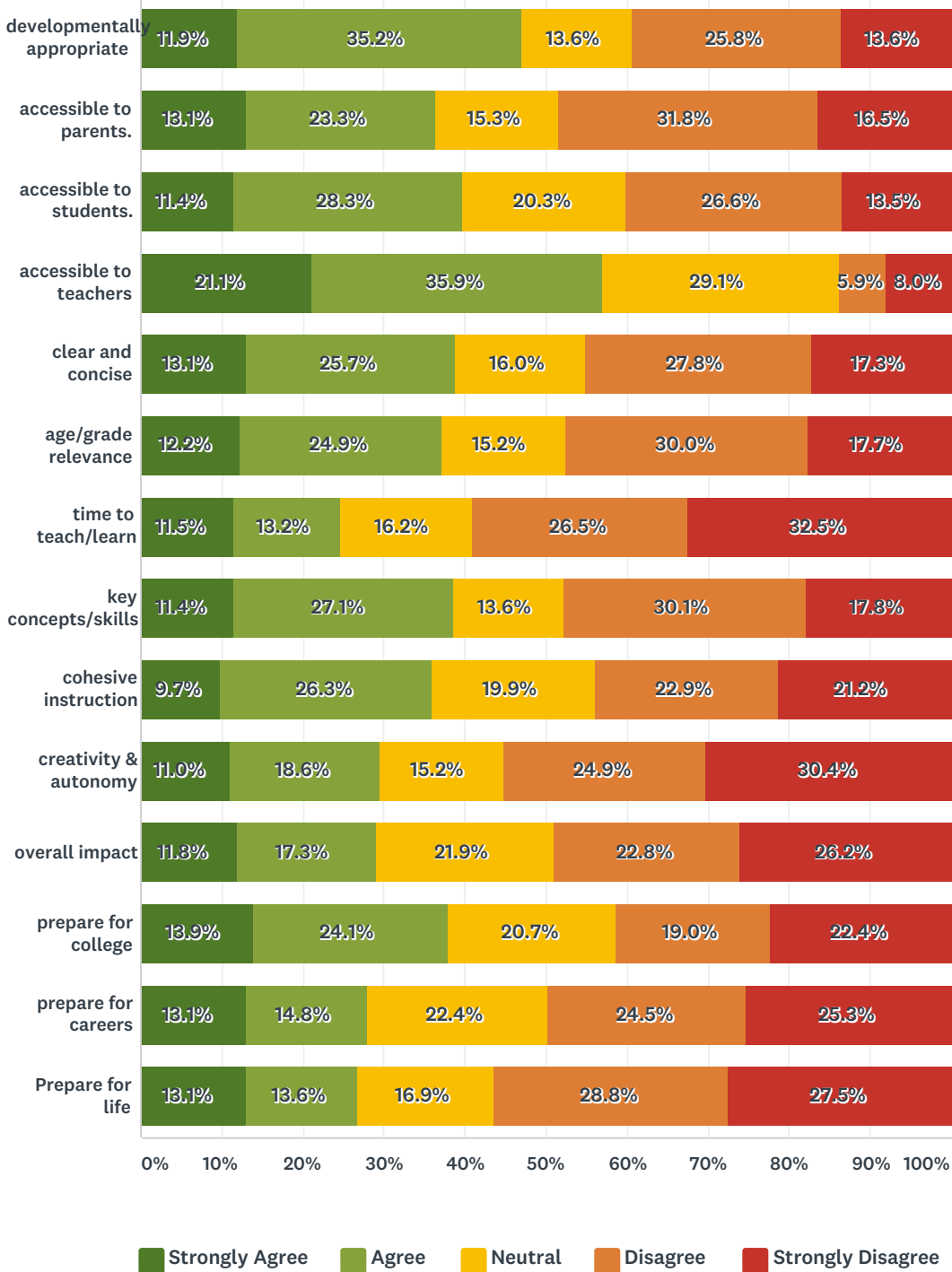


Q4 Please rate the following statements based on the current English Language Arts standards. The current standards:

Answered: 237 Skipped: 0



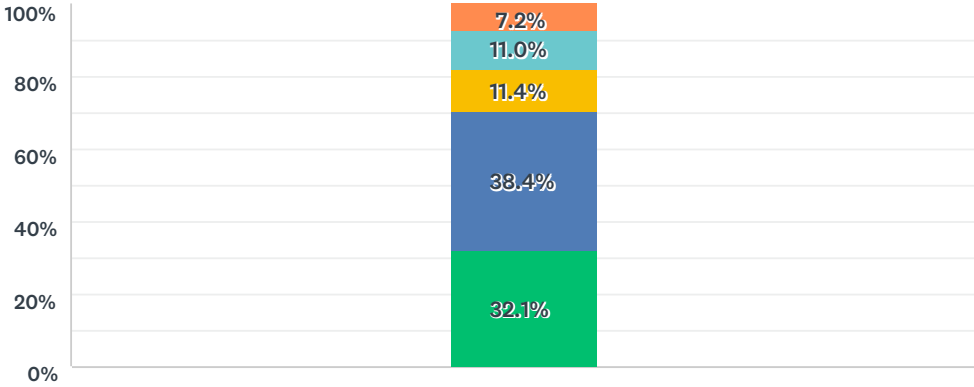
	STRONGLY AGREE	AGREE	NEUTRAL	DISAGREE	STRONGLY DISAGREE	TOTAL	WEIGHTED AVERAGE
developmentally appropriate	11.9% 28	35.2% 83	13.6% 32	25.8% 61	13.6% 32	236	2.94

English Language Arts (ELA) Survey 2019

accessible to parents.	13.1% 31	23.3% 55	15.3% 36	31.8% 75	16.5% 39	236	3.15
accessible to students.	11.4% 27	28.3% 67	20.3% 48	26.6% 63	13.5% 32	237	3.03
accessible to teachers	21.1% 50	35.9% 85	29.1% 69	5.9% 14	8.0% 19	237	2.44
clear and concise	13.1% 31	25.7% 61	16.0% 38	27.8% 66	17.3% 41	237	3.11
age/grade relevance	12.2% 29	24.9% 59	15.2% 36	30.0% 71	17.7% 42	237	3.16
time to teach/learn	11.5% 27	13.2% 31	16.2% 38	26.5% 62	32.5% 76	234	3.55
key concepts/skills	11.4% 27	27.1% 64	13.6% 32	30.1% 71	17.8% 42	236	3.16
cohesive instruction	9.7% 23	26.3% 62	19.9% 47	22.9% 54	21.2% 50	236	3.19
creativity & autonomy	11.0% 26	18.6% 44	15.2% 36	24.9% 59	30.4% 72	237	3.45
overall impact	11.8% 28	17.3% 41	21.9% 52	22.8% 54	26.2% 62	237	3.34
prepare for college	13.9% 33	24.1% 57	20.7% 49	19.0% 45	22.4% 53	237	3.12
prepare for careers	13.1% 31	14.8% 35	22.4% 53	24.5% 58	25.3% 60	237	3.34
Prepare for life	13.1% 31	13.6% 32	16.9% 40	28.8% 68	27.5% 65	236	3.44

Q5 Rigor by Grade Level

Answered: 237 Skipped: 0



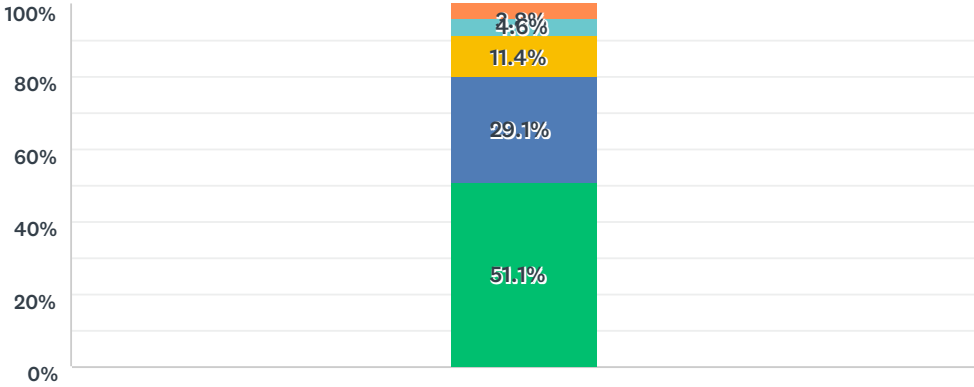
Rate the level of rigor for the age/grade level to which they are assigned.

- Too rigorous for the age/grade level
- Appropriate level of rigor for the age/grade level
- Neutral
- Somewhat rigorous for the age/grade level
- Not rigorous for the age/grade level

	TOO RIGOROUS FOR THE AGE/GRADE LEVEL	APPROPRIATE LEVEL OF RIGOR FOR THE AGE/GRADE LEVEL	NEUTRAL	SOMEWHAT RIGOROUS FOR THE AGE/GRADE LEVEL	NOT RIGOROUS FOR THE AGE/GRADE LEVEL	TOTAL	WEIGHTED AVERAGE
Rate the level of rigor for the age/grade level to which they are assigned.	32.1% 76	38.4% 91	11.4% 27	11.0% 26	7.2% 17	237	2.23

Q6 Emphasis on standards

Answered: 237 Skipped: 0



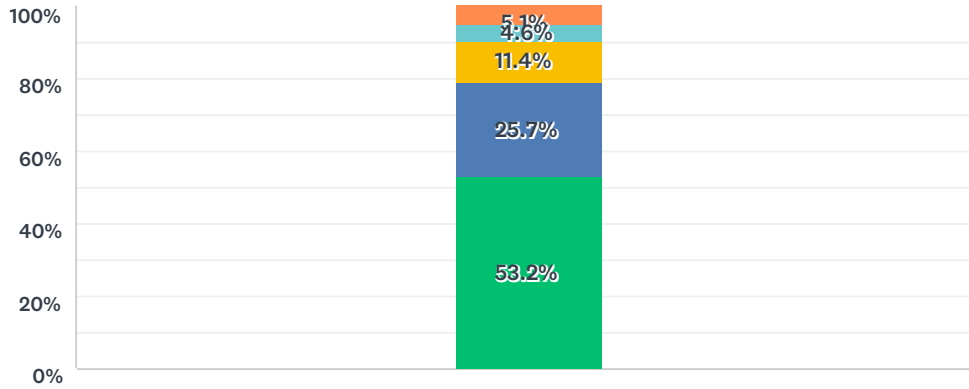
Rate the level of emphasis on the standards within your school.

■ Too much emphasis
 ■ Appropriate level emphasis
 ■ Neutral
■ Some level of emphasis
 ■ No emphasis

	TOO MUCH EMPHASIS	APPROPRIATE LEVEL EMPHASIS	NEUTRAL	SOME LEVEL OF EMPHASIS	NO EMPHASIS	TOTAL	WEIGHTED AVERAGE
Rate the level of emphasis on the standards within your school.	51.1% 121	29.1% 69	11.4% 27	4.6% 11	3.8% 9	237	1.81

Q7 Standards Drive Instruction

Answered: 237 Skipped: 0



Rate the degree to which the standards drive local/classroom instructional or curricular decisions and practices.

■ Too influential
 ■ Appropriate level of influence
 ■ Neutral
■ Some level of influence
 ■ No influence

	TOO INFLUENTIAL	APPROPRIATE LEVEL OF INFLUENCE	NEUTRAL	SOME LEVEL OF INFLUENCE	NO INFLUENCE	TOTAL	WEIGHTED AVERAGE
Rate the degree to which the standards drive local/classroom instructional or curricular decisions and practices.	53.2% 126	25.7% 61	11.4% 27	4.6% 11	5.1% 12	237	1.83