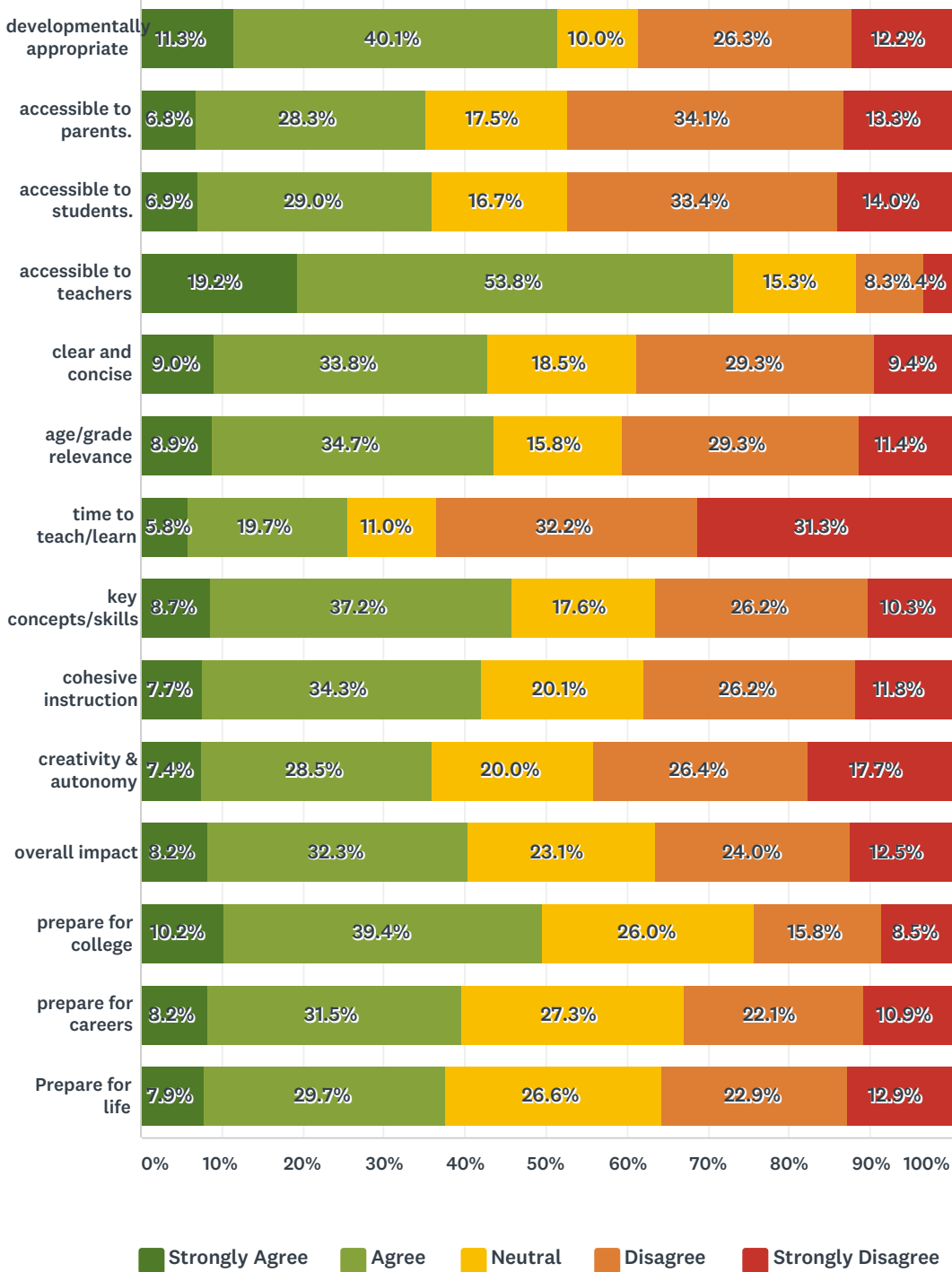


Q4 Please rate the following statements based on the current English Language Arts standards. The current standards:

Answered: 11,056 Skipped: 3



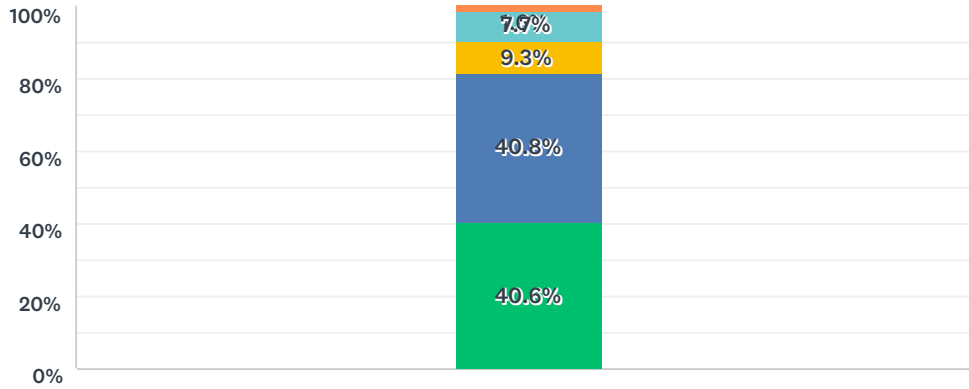
	STRONGLY AGREE	AGREE	NEUTRAL	DISAGREE	STRONGLY DISAGREE	TOTAL	WEIGHTED AVERAGE
developmentally appropriate	11.3%	40.1%	10.0%	26.3%	12.2%	11,026	2.88
	1,251	4,420	1,105	2,900	1,350		

English Language Arts (ELA) Survey 2019

accessible to parents.	6.8% 752	28.3% 3,112	17.5% 1,930	34.1% 3,754	13.3% 1,465	11,013	3.19
accessible to students.	6.9% 763	29.0% 3,195	16.7% 1,832	33.4% 3,673	14.0% 1,536	10,999	3.18
accessible to teachers	19.2% 2,119	53.8% 5,920	15.3% 1,689	8.3% 909	3.4% 374	11,011	2.23
clear and concise	9.0% 984	33.8% 3,702	18.5% 2,028	29.3% 3,203	9.4% 1,028	10,945	2.96
age/grade relevance	8.9% 977	34.7% 3,812	15.8% 1,742	29.3% 3,219	11.4% 1,250	11,000	3.00
time to teach/learn	5.8% 640	19.7% 2,176	11.0% 1,211	32.2% 3,553	31.3% 3,455	11,035	3.63
key concepts/skills	8.7% 956	37.2% 4,103	17.6% 1,945	26.2% 2,890	10.3% 1,137	11,031	2.92
cohesive instruction	7.7% 848	34.3% 3,770	20.1% 2,211	26.2% 2,879	11.8% 1,295	11,003	3.00
creativity & autonomy	7.4% 809	28.5% 3,133	20.0% 2,202	26.4% 2,908	17.7% 1,945	10,997	3.19
overall impact	8.2% 899	32.3% 3,557	23.1% 2,543	24.0% 2,641	12.5% 1,373	11,013	3.00
prepare for college	10.2% 1,125	39.4% 4,333	26.0% 2,854	15.8% 1,740	8.5% 938	10,990	2.73
prepare for careers	8.2% 896	31.5% 3,457	27.3% 3,002	22.1% 2,428	10.9% 1,198	10,981	2.96
Prepare for life	7.9% 859	29.7% 3,238	26.6% 2,902	22.9% 2,492	12.9% 1,406	10,897	3.03

Q5 Rigor by Grade Level

Answered: 11,005 Skipped: 54



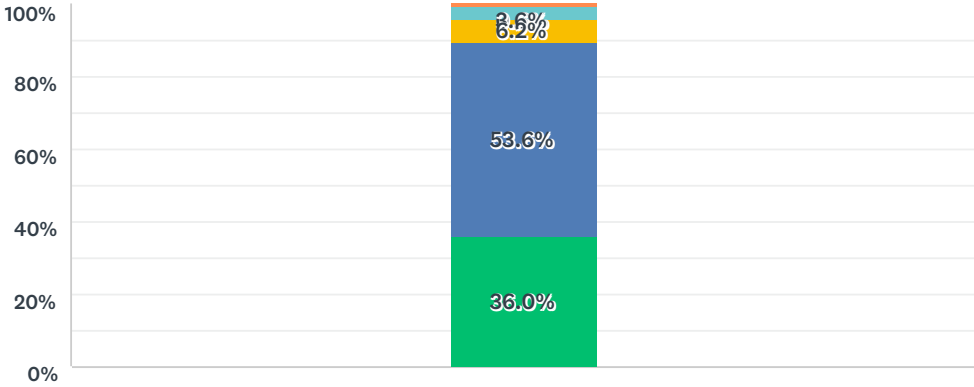
Rate the level of rigor for the age/grade level to which they are assigned.

- Too rigorous for the age/grade level
- Appropriate level of rigor for the age/grade level
- Neutral
- Somewhat rigorous for the age/grade level
- Not rigorous for the age/grade level

	TOO RIGOROUS FOR THE AGE/GRADE LEVEL	APPROPRIATE LEVEL OF RIGOR FOR THE AGE/GRADE LEVEL	NEUTRAL	SOMEWHAT RIGOROUS FOR THE AGE/GRADE LEVEL	NOT RIGOROUS FOR THE AGE/GRADE LEVEL	TOTAL	WEIGHTED AVERAGE
Rate the level of rigor for the age/grade level to which they are assigned.	40.6% 4,470	40.8% 4,486	9.3% 1,028	7.7% 842	1.6% 179	11,005	1.89

Q6 Emphasis on standards

Answered: 11,028 Skipped: 31



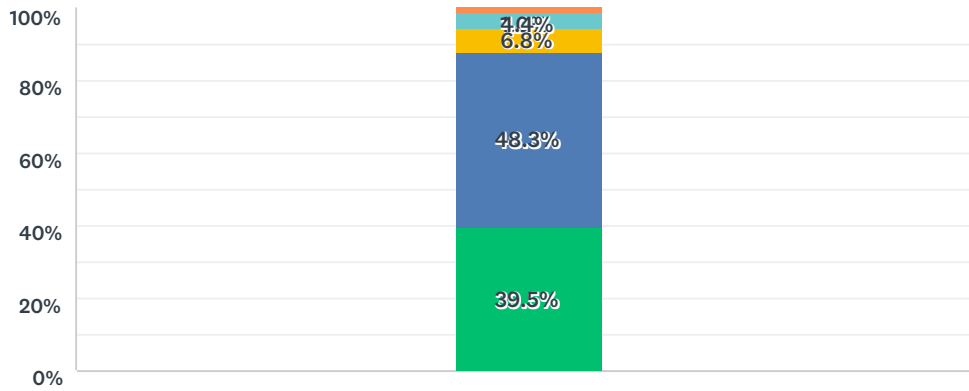
Rate the level of emphasis on the standards within your school.

■ Too much emphasis
 ■ Appropriate level emphasis
 ■ Neutral
■ Some level of emphasis
 ■ No emphasis

	TOO MUCH EMPHASIS	APPROPRIATE LEVEL EMPHASIS	NEUTRAL	SOME LEVEL OF EMPHASIS	NO EMPHASIS	TOTAL	WEIGHTED AVERAGE
Rate the level of emphasis on the standards within your school.	36.0% 3,970	53.6% 5,909	6.2% 686	3.6% 395	0.6% 68	11,028	1.79

Q7 Standards Drive Instruction

Answered: 11,042 Skipped: 17



Rate the degree to which the standards drive local/classroom instructional or curricular decisions and practices.

■ Too influential
 ■ Appropriate level of influence
 ■ Neutral
■ Some level of influence
 ■ No influence

	TOO INFLUENTIAL	APPROPRIATE LEVEL OF INFLUENCE	NEUTRAL	SOME LEVEL OF INFLUENCE	NO INFLUENCE	TOTAL	WEIGHTED AVERAGE
Rate the degree to which the standards drive local/classroom instructional or curricular decisions and practices.	39.5% 4,357	48.3% 5,337	6.8% 756	4.4% 484	1.0% 108	11,042	1.79