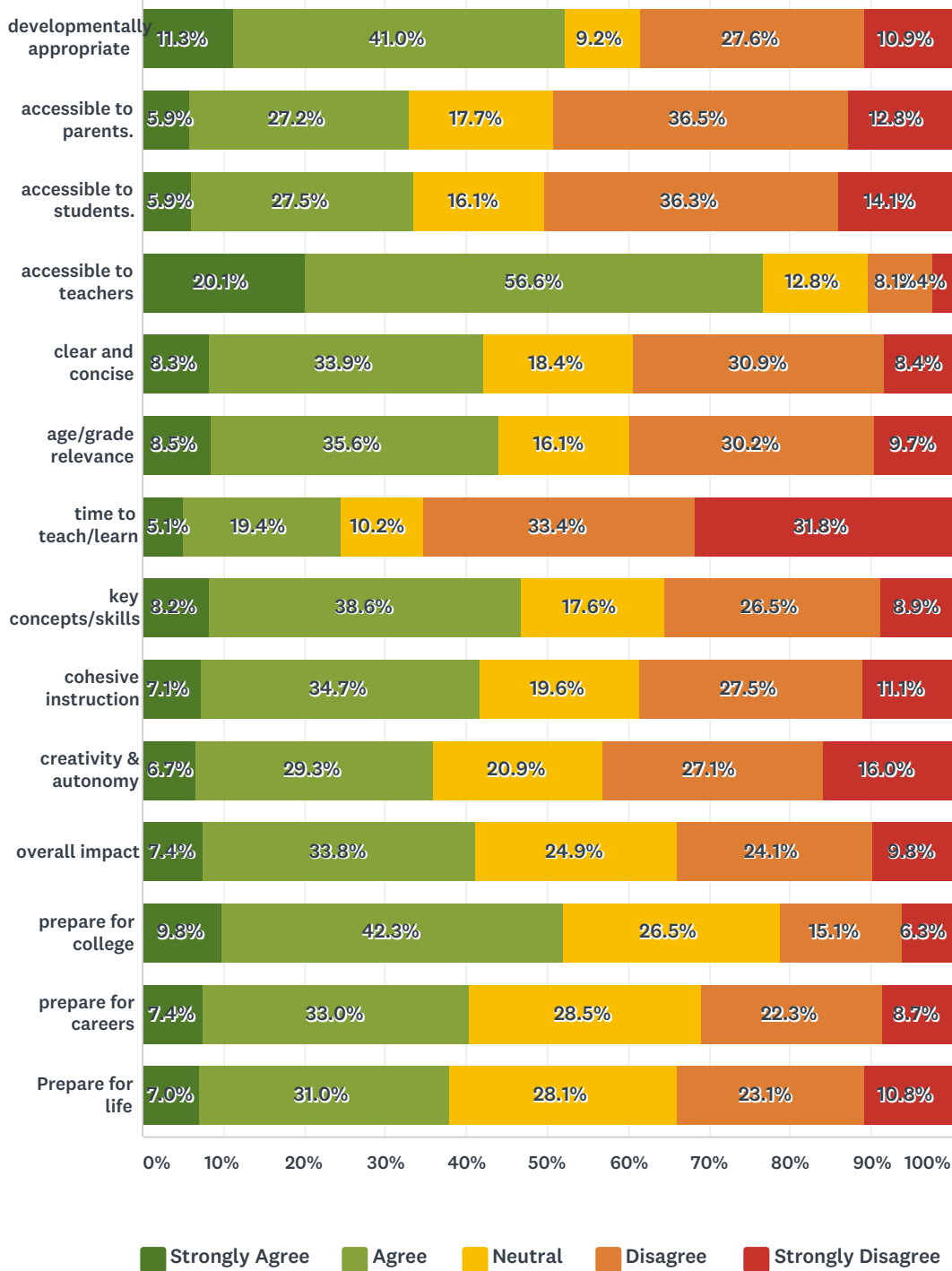


Q4 Please rate the following statements based on the current English Language Arts standards. The current standards:

Answered: 7,579 Skipped: 0



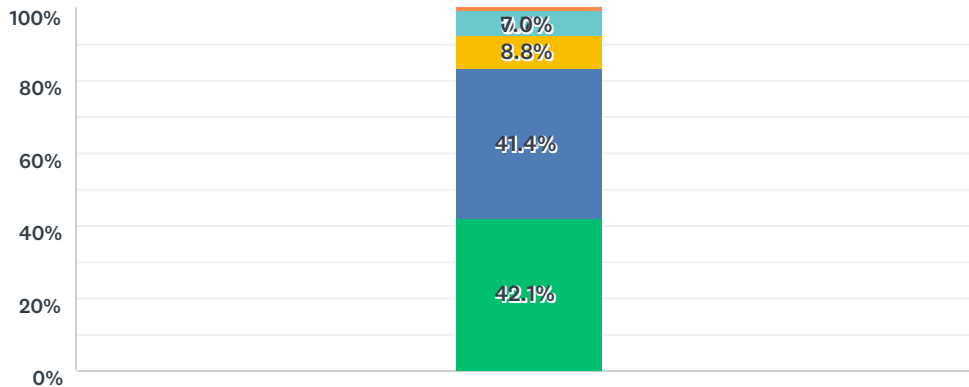
	STRONGLY AGREE	AGREE	NEUTRAL	DISAGREE	STRONGLY DISAGREE	TOTAL	WEIGHTED AVERAGE
developmentally appropriate	11.3%	41.0%	9.2%	27.6%	10.9%	7,560	2.86
	853	3,096	699	2,088	824		

English Language Arts (ELA) Survey 2019

accessible to parents.	5.9% 442	27.2% 2,050	17.7% 1,339	36.5% 2,753	12.8% 966	7,550	3.23
accessible to students.	5.9% 447	27.5% 2,073	16.1% 1,216	36.3% 2,738	14.1% 1,060	7,534	3.25
accessible to teachers	20.1% 1,516	56.6% 4,275	12.8% 966	8.1% 612	2.4% 179	7,548	2.16
clear and concise	8.3% 623	33.9% 2,542	18.4% 1,383	30.9% 2,319	8.4% 631	7,498	2.97
age/grade relevance	8.5% 641	35.6% 2,682	16.1% 1,216	30.2% 2,275	9.7% 729	7,543	2.97
time to teach/learn	5.1% 387	19.4% 1,467	10.2% 775	33.4% 2,531	31.8% 2,409	7,569	3.67
key concepts/skills	8.2% 623	38.6% 2,922	17.6% 1,334	26.5% 2,007	8.9% 675	7,561	2.89
cohesive instruction	7.1% 539	34.7% 2,616	19.6% 1,482	27.5% 2,072	11.1% 839	7,548	3.01
creativity & autonomy	6.7% 502	29.3% 2,210	20.9% 1,576	27.1% 2,046	16.0% 1,202	7,536	3.16
overall impact	7.4% 555	33.8% 2,550	24.9% 1,878	24.1% 1,820	9.8% 742	7,545	2.95
prepare for college	9.8% 740	42.3% 3,185	26.5% 1,999	15.1% 1,139	6.3% 472	7,535	2.66
prepare for careers	7.4% 560	33.0% 2,485	28.5% 2,148	22.3% 1,680	8.7% 654	7,527	2.92
Prepare for life	7.0% 521	31.0% 2,316	28.1% 2,097	23.1% 1,720	10.8% 805	7,459	3.00

Q5 Rigor by Grade Level

Answered: 7,539 Skipped: 40



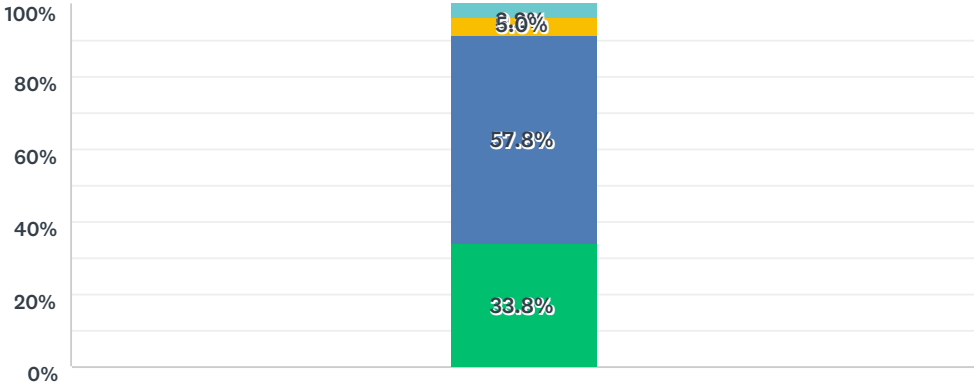
Rate the level of rigor for the age/grade level to which they are assigned.

- Too rigorous for the age/grade level
- Appropriate level of rigor for the age/grade level
- Neutral
- Somewhat rigorous for the age/grade level
- Not rigorous for the age/grade level

	TOO RIGOROUS FOR THE AGE/GRADE LEVEL	APPROPRIATE LEVEL OF RIGOR FOR THE AGE/GRADE LEVEL	NEUTRAL	SOMEWHAT RIGOROUS FOR THE AGE/GRADE LEVEL	NOT RIGOROUS FOR THE AGE/GRADE LEVEL	TOTAL	WEIGHTED AVERAGE
Rate the level of rigor for the age/grade level to which they are assigned.	42.1% 3,174	41.4% 3,122	8.8% 664	7.0% 525	0.7% 54	7,539	1.83

Q6 Emphasis on standards

Answered: 7,561 Skipped: 18



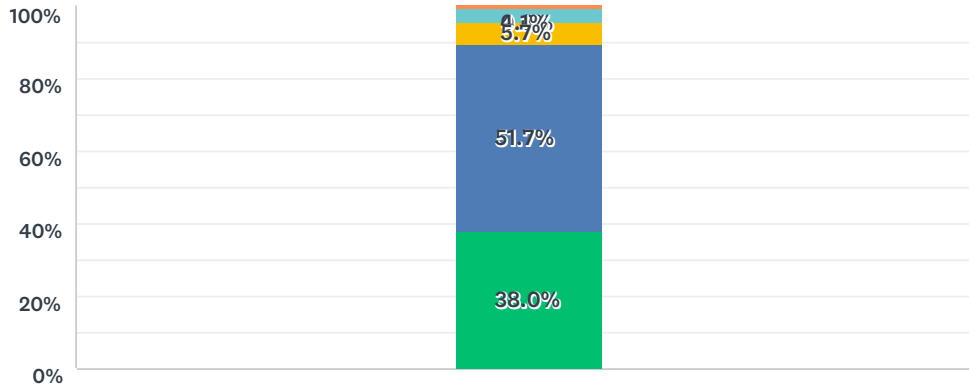
Rate the level of emphasis on the standards within your school.

■ Too much emphasis
 ■ Appropriate level emphasis
 ■ Neutral
■ Some level of emphasis
 ■ No emphasis

	TOO MUCH EMPHASIS	APPROPRIATE LEVEL EMPHASIS	NEUTRAL	SOME LEVEL OF EMPHASIS	NO EMPHASIS	TOTAL	WEIGHTED AVERAGE
Rate the level of emphasis on the standards within your school.	33.8% 2,554	57.8% 4,374	5.0% 378	3.2% 239	0.2% 16	7,561	1.78

Q7 Standards Drive Instruction

Answered: 7,573 Skipped: 6



Rate the degree to which the standards drive local/classroom instructional or curricular decisions and practices.

■ Too influential
 ■ Appropriate level of influence
 ■ Neutral
■ Some level of influence
 ■ No influence

	TOO INFLUENTIAL	APPROPRIATE LEVEL OF INFLUENCE	NEUTRAL	SOME LEVEL OF INFLUENCE	NO INFLUENCE	TOTAL	WEIGHTED AVERAGE
Rate the degree to which the standards drive local/classroom instructional or curricular decisions and practices.	38.0% 2,878	51.7% 3,915	5.7% 428	4.1% 310	0.6% 42	7,573	1.77