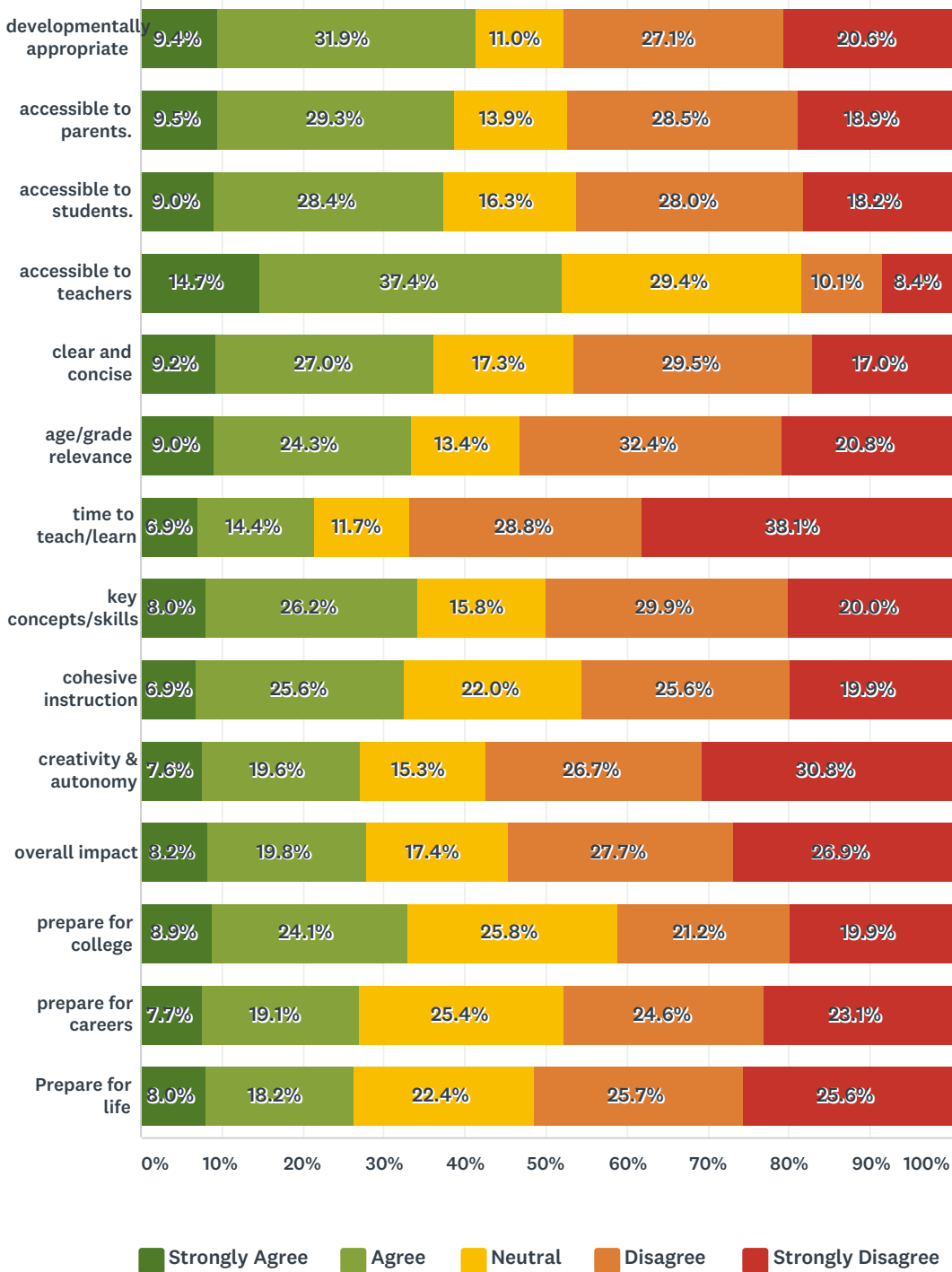


Q4 Please rate the following statements based on the current English Language Arts standards. The current standards:

Answered: 1,576 Skipped: 1



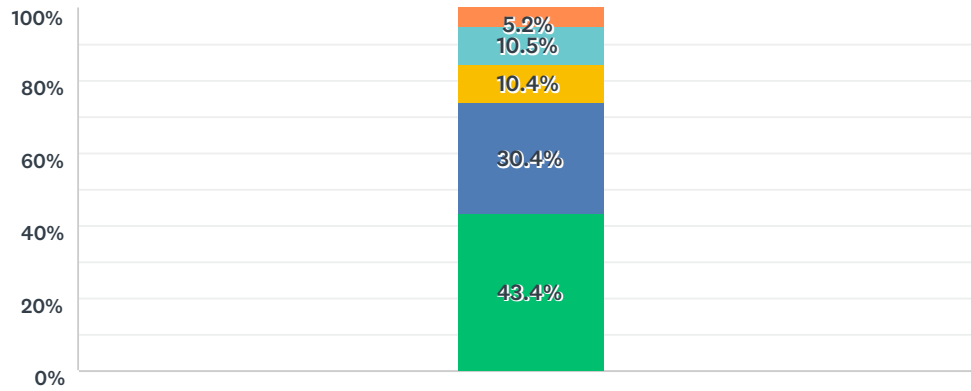
	STRONGLY AGREE	AGREE	NEUTRAL	DISAGREE	STRONGLY DISAGREE	TOTAL	WEIGHTED AVERAGE
developmentally appropriate	9.4%	31.9%	11.0%	27.1%	20.6%	1,572	3.18
	148	501	173	426	324		

English Language Arts (ELA) Survey 2019

accessible to parents.	9.5% 150	29.3% 461	13.9% 218	28.5% 448	18.9% 297	1,574	3.18
accessible to students.	9.0% 142	28.4% 447	16.3% 257	28.0% 441	18.2% 286	1,573	3.18
accessible to teachers	14.7% 231	37.4% 589	29.4% 462	10.1% 159	8.4% 133	1,574	2.60
clear and concise	9.2% 145	27.0% 424	17.3% 271	29.5% 464	17.0% 267	1,571	3.18
age/grade relevance	9.0% 141	24.3% 381	13.4% 211	32.4% 509	20.8% 327	1,569	3.32
time to teach/learn	6.9% 109	14.4% 227	11.7% 184	28.8% 452	38.1% 599	1,571	3.77
key concepts/skills	8.0% 126	26.2% 412	15.8% 249	29.9% 471	20.0% 315	1,573	3.28
cohesive instruction	6.9% 108	25.6% 400	22.0% 344	25.6% 401	19.9% 312	1,565	3.26
creativity & autonomy	7.6% 119	19.6% 308	15.3% 241	26.7% 420	30.8% 484	1,572	3.54
overall impact	8.2% 129	19.8% 311	17.4% 274	27.7% 436	26.9% 423	1,573	3.45
prepare for college	8.9% 140	24.1% 379	25.8% 406	21.2% 334	19.9% 313	1,572	3.19
prepare for careers	7.7% 121	19.1% 300	25.4% 399	24.6% 386	23.1% 363	1,569	3.36
Prepare for life	8.0% 125	18.2% 286	22.4% 352	25.7% 403	25.6% 402	1,568	3.43

Q5 Rigor by Grade Level

Answered: 1,570 Skipped: 7



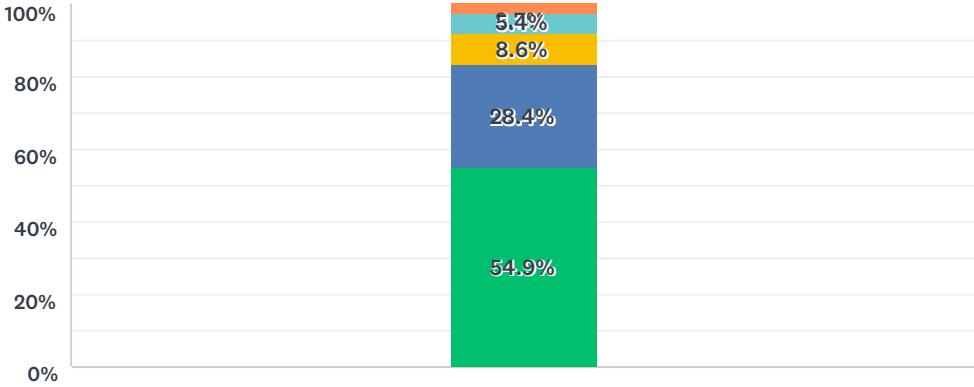
Rate the level of rigor for the age/grade level to which they are assigned.

- Too rigorous for the age/grade level
- Appropriate level of rigor for the age/grade level
- Neutral
- Somewhat rigorous for the age/grade level
- Not rigorous for the age/grade level

	TOO RIGOROUS FOR THE AGE/GRADE LEVEL	APPROPRIATE LEVEL OF RIGOR FOR THE AGE/GRADE LEVEL	NEUTRAL	SOMEWHAT RIGOROUS FOR THE AGE/GRADE LEVEL	NOT RIGOROUS FOR THE AGE/GRADE LEVEL	TOTAL	WEIGHTED AVERAGE
Rate the level of rigor for the age/grade level to which they are assigned.	43.4% 681	30.4% 478	10.4% 164	10.5% 165	5.2% 82	1,570	2.04

Q6 Emphasis on standards

Answered: 1,571 Skipped: 6



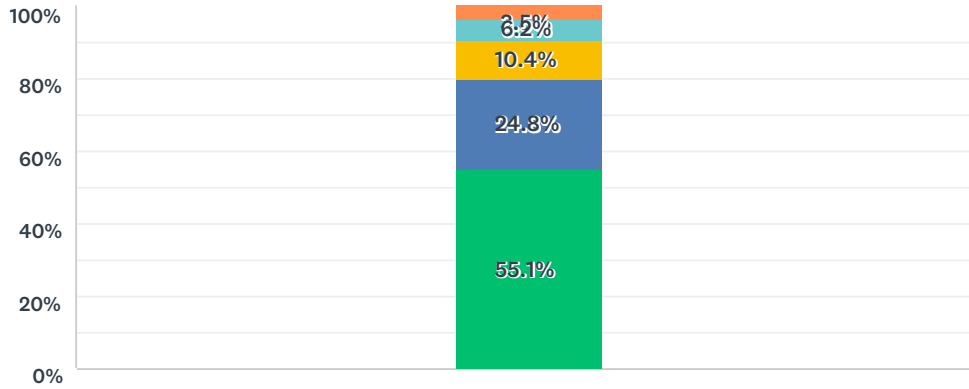
Rate the level of emphasis on the standards within your school.

■ Too much emphasis
 ■ Appropriate level emphasis
 ■ Neutral
■ Some level of emphasis
 ■ No emphasis

	TOO MUCH EMPHASIS	APPROPRIATE LEVEL EMPHASIS	NEUTRAL	SOME LEVEL OF EMPHASIS	NO EMPHASIS	TOTAL	WEIGHTED AVERAGE
Rate the level of emphasis on the standards within your school.	54.9% 863	28.4% 446	8.6% 135	5.4% 85	2.7% 42	1,571	1.73

Q7 Standards Drive Instruction

Answered: 1,571 Skipped: 6



Rate the degree to which the standards drive local/classroom instructional or curricular decisions and practices.

■ Too influential
 ■ Appropriate level of influence
 ■ Neutral
■ Some level of influence
 ■ No influence

	TOO INFLUENTIAL	APPROPRIATE LEVEL OF INFLUENCE	NEUTRAL	SOME LEVEL OF INFLUENCE	NO INFLUENCE	TOTAL	WEIGHTED AVERAGE
Rate the degree to which the standards drive local/classroom instructional or curricular decisions and practices.	55.1% 865	24.8% 390	10.4% 163	6.2% 98	3.5% 55	1,571	1.78