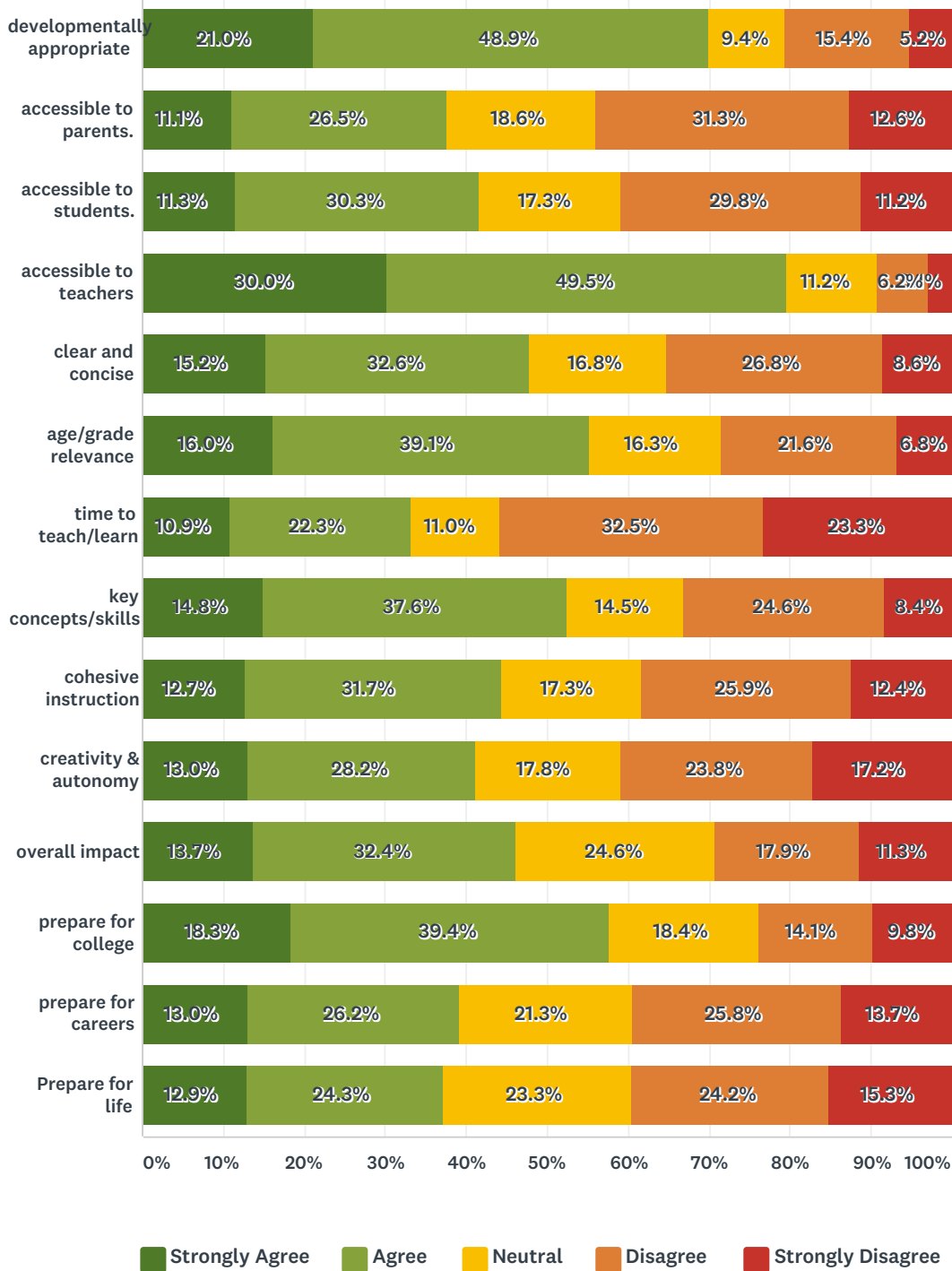


Q4 Please rate the following statements based on the current English Language Arts standards. The current standards:

Answered: 1,309 Skipped: 1



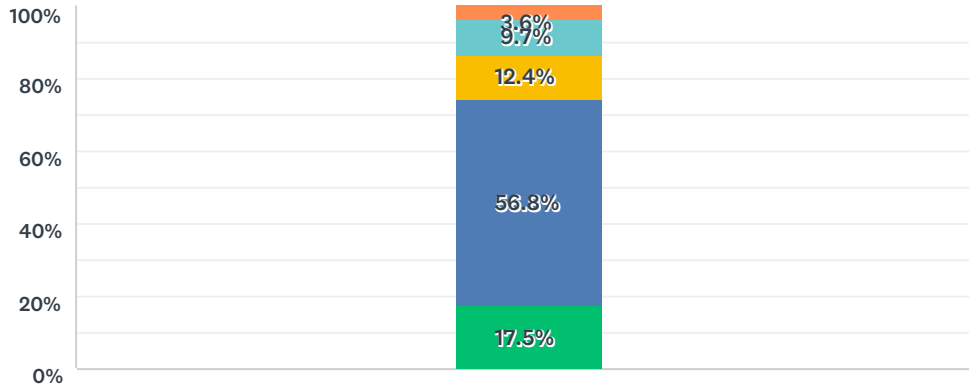
	STRONGLY AGREE	AGREE	NEUTRAL	DISAGREE	STRONGLY DISAGREE	TOTAL	WEIGHTED AVERAGE
developmentally appropriate	21.0%	48.9%	9.4%	15.4%	5.2%	1,304	2.35
	274	638	123	201	68		

English Language Arts (ELA) Survey 2019

accessible to parents.	11.1% 144	26.5% 345	18.6% 242	31.3% 408	12.6% 164	1,303	3.08
accessible to students.	11.3% 148	30.3% 395	17.3% 226	29.8% 389	11.2% 146	1,304	2.99
accessible to teachers	30.0% 391	49.5% 644	11.2% 146	6.2% 81	3.1% 40	1,302	2.03
clear and concise	15.2% 197	32.6% 421	16.8% 217	26.8% 346	8.6% 111	1,292	2.81
age/grade relevance	16.0% 209	39.1% 510	16.3% 213	21.6% 282	6.8% 89	1,303	2.64
time to teach/learn	10.9% 142	22.3% 291	11.0% 144	32.5% 425	23.3% 305	1,307	3.35
key concepts/skills	14.8% 193	37.6% 492	14.5% 190	24.6% 322	8.4% 110	1,307	2.74
cohesive instruction	12.7% 166	31.7% 413	17.3% 225	25.9% 337	12.4% 162	1,303	2.94
creativity & autonomy	13.0% 169	28.2% 368	17.8% 232	23.8% 310	17.2% 224	1,303	3.04
overall impact	13.7% 179	32.4% 422	24.6% 321	17.9% 234	11.3% 148	1,304	2.81
prepare for college	18.3% 238	39.4% 512	18.4% 239	14.1% 184	9.8% 128	1,301	2.58
prepare for careers	13.0% 169	26.2% 340	21.3% 276	25.8% 334	13.7% 178	1,297	3.01
Prepare for life	12.9% 166	24.3% 314	23.3% 300	24.2% 312	15.3% 198	1,290	3.05

Q5 Rigor by Grade Level

Answered: 1,306 Skipped: 4



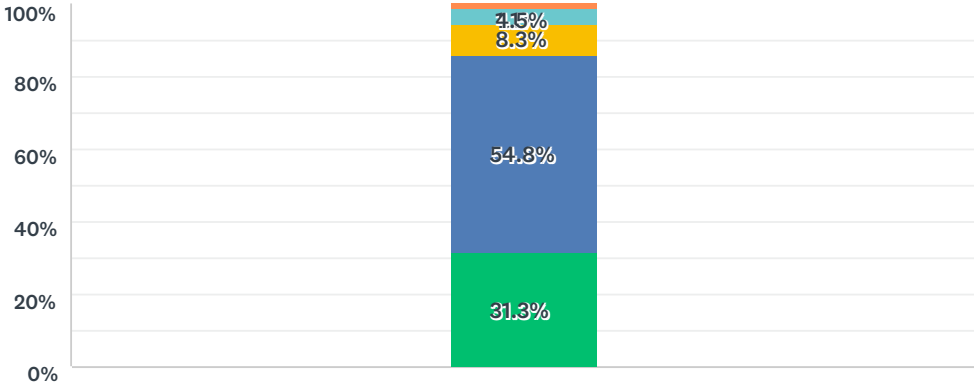
Rate the level of rigor for the age/grade level to which they are assigned.

- Too rigorous for the age/grade level
- Appropriate level of rigor for the age/grade level
- Neutral
- Somewhat rigorous for the age/grade level
- Not rigorous for the age/grade level

	TOO RIGOROUS FOR THE AGE/GRADE LEVEL	APPROPRIATE LEVEL OF RIGOR FOR THE AGE/GRADE LEVEL	NEUTRAL	SOMEWHAT RIGOROUS FOR THE AGE/GRADE LEVEL	NOT RIGOROUS FOR THE AGE/GRADE LEVEL	TOTAL	WEIGHTED AVERAGE
Rate the level of rigor for the age/grade level to which they are assigned.	17.5% 228	56.8% 742	12.4% 162	9.7% 127	3.6% 47	1,306	2.25

Q6 Emphasis on standards

Answered: 1,308 Skipped: 2



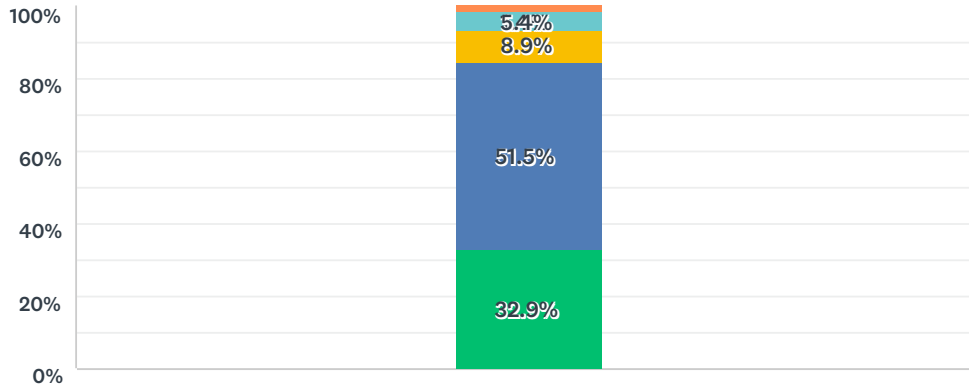
Rate the level of emphasis on the standards within your school.

■ Too much emphasis
 ■ Appropriate level emphasis
 ■ Neutral
■ Some level of emphasis
 ■ No emphasis

	TOO MUCH EMPHASIS	APPROPRIATE LEVEL EMPHASIS	NEUTRAL	SOME LEVEL OF EMPHASIS	NO EMPHASIS	TOTAL	WEIGHTED AVERAGE
Rate the level of emphasis on the standards within your school.	31.3% 409	54.8% 717	8.3% 109	4.5% 59	1.1% 14	1,308	1.89

Q7 Standards Drive Instruction

Answered: 1,308 Skipped: 2



Rate the degree to which the standards drive local/classroom instructional or curricular decisions and practices.

■ Too influential
 ■ Appropriate level of influence
 ■ Neutral
■ Some level of influence
 ■ No influence

	TOO INFLUENTIAL	APPROPRIATE LEVEL OF INFLUENCE	NEUTRAL	SOME LEVEL OF INFLUENCE	NO INFLUENCE	TOTAL	WEIGHTED AVERAGE
Rate the degree to which the standards drive local/classroom instructional or curricular decisions and practices.	32.9% 430	51.5% 674	8.9% 116	5.4% 70	1.4% 18	1,308	1.91