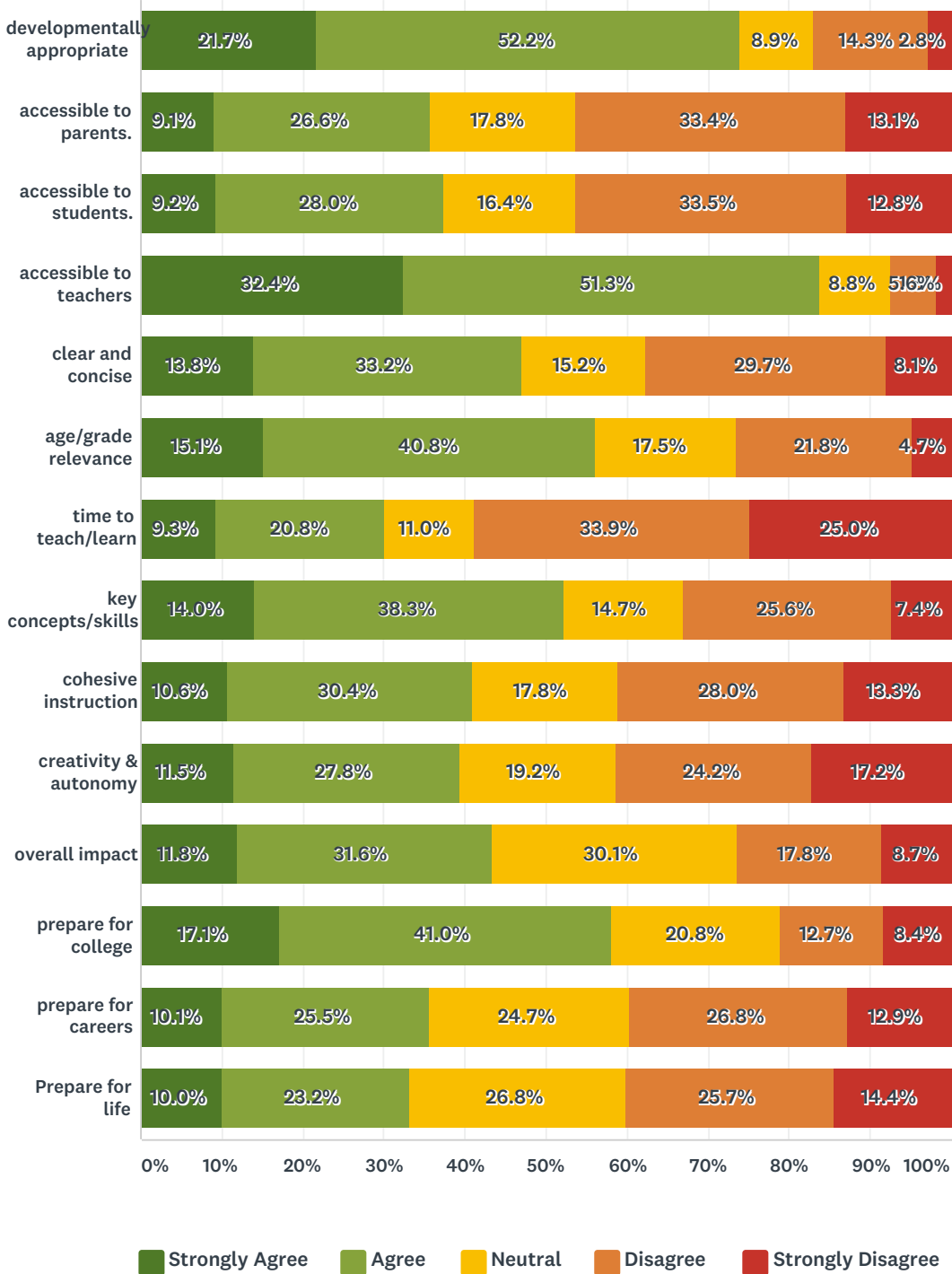


### Q4 Please rate the following statements based on the current English Language Arts standards. The current standards:

Answered: 785 Skipped: 0



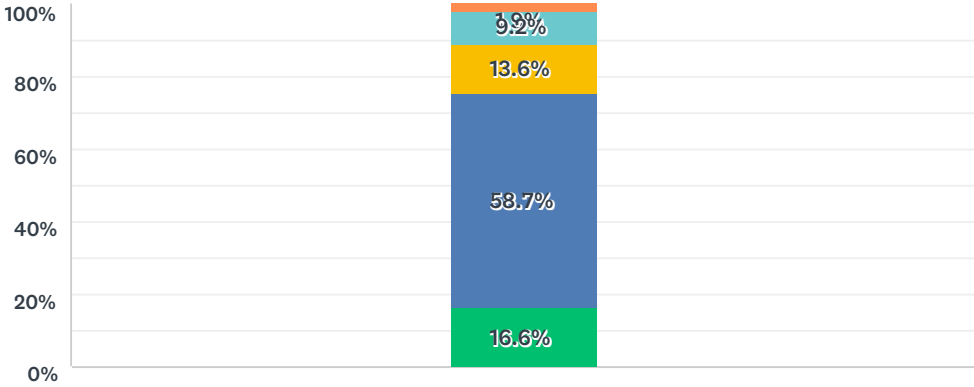
	STRONGLY AGREE	AGREE	NEUTRAL	DISAGREE	STRONGLY DISAGREE	TOTAL	WEIGHTED AVERAGE
developmentally appropriate	21.7%	52.2%	8.9%	14.3%	2.8%	783	2.24
	170	409	70	112	22		

English Language Arts (ELA) Survey 2019

accessible to parents.	9.1% 71	26.6% 208	17.8% 139	33.4% 261	13.1% 102	781	3.15
accessible to students.	9.2% 72	28.0% 219	16.4% 128	33.5% 262	12.8% 100	781	3.13
accessible to teachers	32.4% 253	51.3% 401	8.8% 69	5.6% 44	1.8% 14	781	1.93
clear and concise	13.8% 107	33.2% 258	15.2% 118	29.7% 231	8.1% 63	777	2.85
age/grade relevance	15.1% 118	40.8% 318	17.5% 136	21.8% 170	4.7% 37	779	2.60
time to teach/learn	9.3% 73	20.8% 163	11.0% 86	33.9% 266	25.0% 196	784	3.45
key concepts/skills	14.0% 110	38.3% 300	14.7% 115	25.6% 201	7.4% 58	784	2.74
cohesive instruction	10.6% 83	30.4% 238	17.8% 139	28.0% 219	13.3% 104	783	3.03
creativity & autonomy	11.5% 90	27.8% 217	19.2% 150	24.2% 189	17.2% 134	780	3.08
overall impact	11.8% 92	31.6% 247	30.1% 235	17.8% 139	8.7% 68	781	2.80
prepare for college	17.1% 133	41.0% 319	20.8% 162	12.7% 99	8.4% 65	778	2.54
prepare for careers	10.1% 78	25.5% 198	24.7% 192	26.8% 208	12.9% 100	776	3.07
Prepare for life	10.0% 77	23.2% 179	26.8% 207	25.7% 199	14.4% 111	773	3.11

### Q5 Rigor by Grade Level

Answered: 784 Skipped: 1



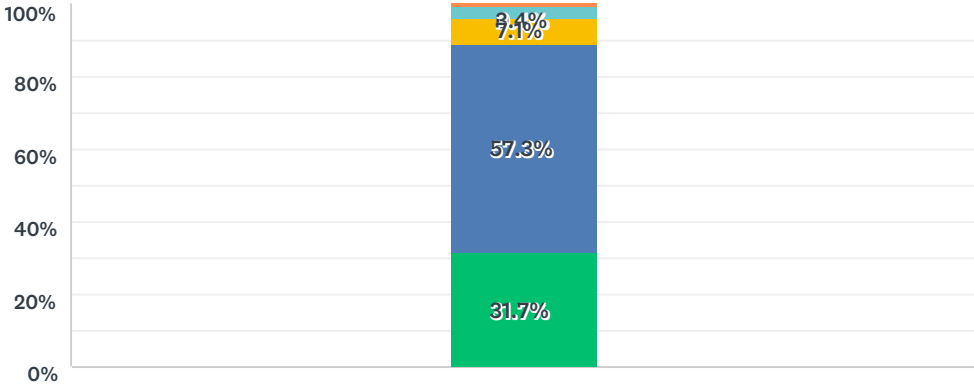
Rate the level of rigor for the age/grade level to which they are assigned.

- Too rigorous for the age/grade level
- Appropriate level of rigor for the age/grade level
- Neutral
- Somewhat rigorous for the age/grade level
- Not rigorous for the age/grade level

	TOO RIGOROUS FOR THE AGE/GRADE LEVEL	APPROPRIATE LEVEL OF RIGOR FOR THE AGE/GRADE LEVEL	NEUTRAL	SOMEWHAT RIGOROUS FOR THE AGE/GRADE LEVEL	NOT RIGOROUS FOR THE AGE/GRADE LEVEL	TOTAL	WEIGHTED AVERAGE
Rate the level of rigor for the age/grade level to which they are assigned.	16.6% 130	58.7% 460	13.6% 107	9.2% 72	1.9% 15	784	2.21

### Q6 Emphasis on standards

Answered: 785 Skipped: 0



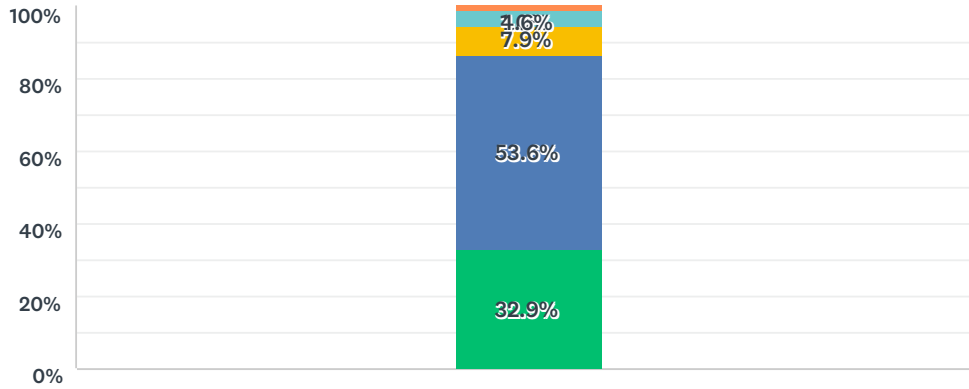
Rate the level of emphasis on the standards within your school.

■ Too much emphasis   
 ■ Appropriate level emphasis   
 ■ Neutral  
■ Some level of emphasis   
 ■ No emphasis

	TOO MUCH EMPHASIS	APPROPRIATE LEVEL EMPHASIS	NEUTRAL	SOME LEVEL OF EMPHASIS	NO EMPHASIS	TOTAL	WEIGHTED AVERAGE
Rate the level of emphasis on the standards within your school.	31.7% 249	57.3% 450	7.1% 56	3.4% 27	0.4% 3	785	1.83

## Q7 Standards Drive Instruction

Answered: 785 Skipped: 0



Rate the degree to which the standards drive local/classroom instructional or curricular decisions and practices.

■ Too influential   
 ■ Appropriate level of influence   
 ■ Neutral  
■ Some level of influence   
 ■ No influence

	TOO INFLUENTIAL	APPROPRIATE LEVEL OF INFLUENCE	NEUTRAL	SOME LEVEL OF INFLUENCE	NO INFLUENCE	TOTAL	WEIGHTED AVERAGE
Rate the degree to which the standards drive local/classroom instructional or curricular decisions and practices.	32.9% 258	53.6% 421	7.9% 62	4.6% 36	1.0% 8	785	1.87