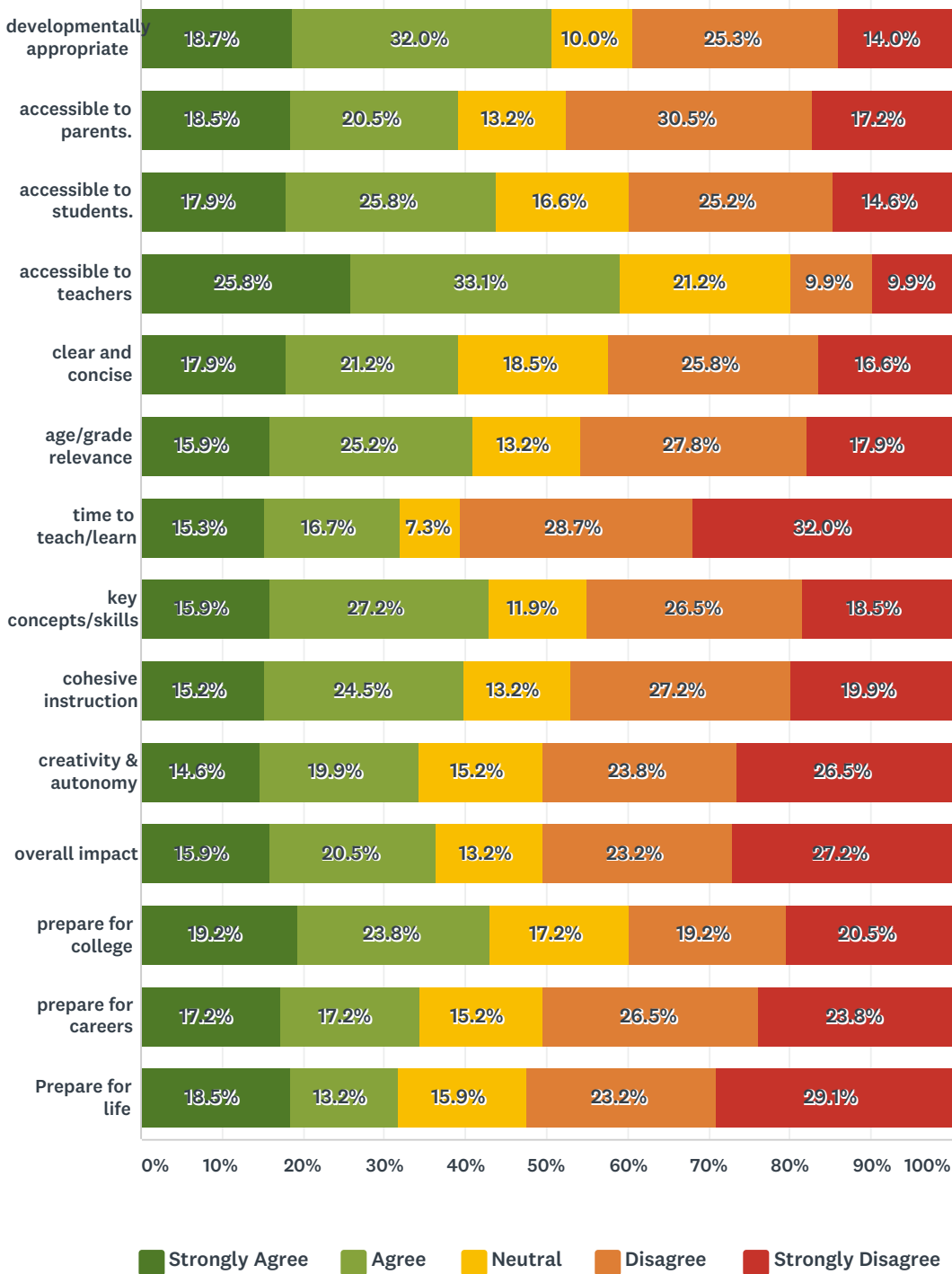


Q4 Please rate the following statements based on the current English Language Arts standards. The current standards:

Answered: 151 Skipped: 0



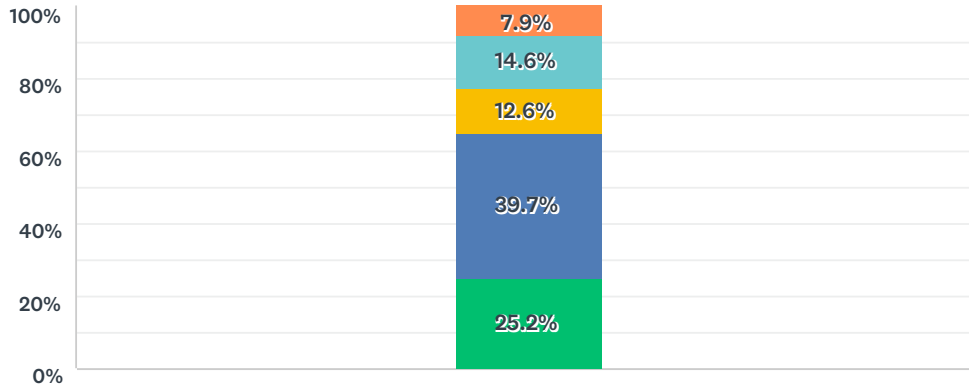
	STRONGLY AGREE	AGREE	NEUTRAL	DISAGREE	STRONGLY DISAGREE	TOTAL	WEIGHTED AVERAGE
developmentally appropriate	18.7% 28	32.0% 48	10.0% 15	25.3% 38	14.0% 21	150	2.84

English Language Arts (ELA) Survey 2019

accessible to parents.	18.5% 28	20.5% 31	13.2% 20	30.5% 46	17.2% 26	151	3.07
accessible to students.	17.9% 27	25.8% 39	16.6% 25	25.2% 38	14.6% 22	151	2.93
accessible to teachers	25.8% 39	33.1% 50	21.2% 32	9.9% 15	9.9% 15	151	2.45
clear and concise	17.9% 27	21.2% 32	18.5% 28	25.8% 39	16.6% 25	151	3.02
age/grade relevance	15.9% 24	25.2% 38	13.2% 20	27.8% 42	17.9% 27	151	3.07
time to teach/learn	15.3% 23	16.7% 25	7.3% 11	28.7% 43	32.0% 48	150	3.45
key concepts/skills	15.9% 24	27.2% 41	11.9% 18	26.5% 40	18.5% 28	151	3.05
cohesive instruction	15.2% 23	24.5% 37	13.2% 20	27.2% 41	19.9% 30	151	3.12
creativity & autonomy	14.6% 22	19.9% 30	15.2% 23	23.8% 36	26.5% 40	151	3.28
overall impact	15.9% 24	20.5% 31	13.2% 20	23.2% 35	27.2% 41	151	3.25
prepare for college	19.2% 29	23.8% 36	17.2% 26	19.2% 29	20.5% 31	151	2.98
prepare for careers	17.2% 26	17.2% 26	15.2% 23	26.5% 40	23.8% 36	151	3.23
Prepare for life	18.5% 28	13.2% 20	15.9% 24	23.2% 35	29.1% 44	151	3.31

Q5 Rigor by Grade Level

Answered: 151 Skipped: 0



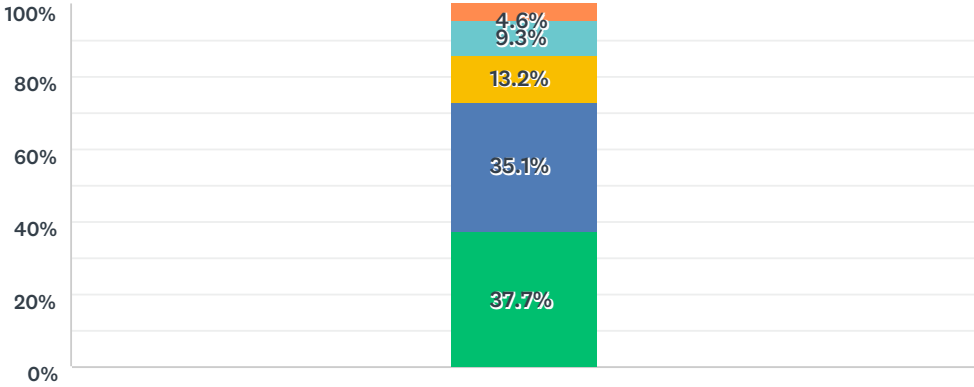
Rate the level of rigor for the age/grade level to which they are assigned.

- Too rigorous for the age/grade level
- Appropriate level of rigor for the age/grade level
- Neutral
- Somewhat rigorous for the age/grade level
- Not rigorous for the age/grade level

	TOO RIGOROUS FOR THE AGE/GRADE LEVEL	APPROPRIATE LEVEL OF RIGOR FOR THE AGE/GRADE LEVEL	NEUTRAL	SOMEWHAT RIGOROUS FOR THE AGE/GRADE LEVEL	NOT RIGOROUS FOR THE AGE/GRADE LEVEL	TOTAL	WEIGHTED AVERAGE
Rate the level of rigor for the age/grade level to which they are assigned.	25.2% 38	39.7% 60	12.6% 19	14.6% 22	7.9% 12	151	2.40

Q6 Emphasis on standards

Answered: 151 Skipped: 0



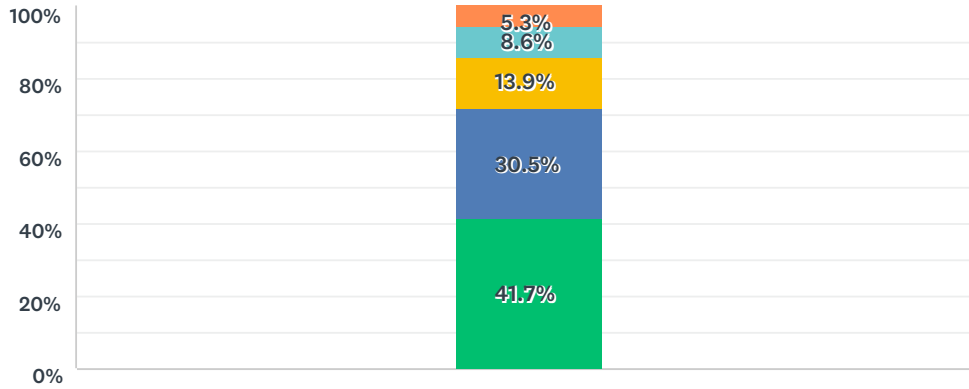
Rate the level of emphasis on the standards within your school.

■ Too much emphasis
 ■ Appropriate level emphasis
 ■ Neutral
■ Some level of emphasis
 ■ No emphasis

	TOO MUCH EMPHASIS	APPROPRIATE LEVEL EMPHASIS	NEUTRAL	SOME LEVEL OF EMPHASIS	NO EMPHASIS	TOTAL	WEIGHTED AVERAGE
Rate the level of emphasis on the standards within your school.	37.7% 57	35.1% 53	13.2% 20	9.3% 14	4.6% 7	151	2.08

Q7 Standards Drive Instruction

Answered: 151 Skipped: 0



Rate the degree to which the standards drive local/classroom instructional or curricular decisions and practices.

■ Too influential
 ■ Appropriate level of influence
 ■ Neutral
■ Some level of influence
 ■ No influence

	TOO INFLUENTIAL	APPROPRIATE LEVEL OF INFLUENCE	NEUTRAL	SOME LEVEL OF INFLUENCE	NO INFLUENCE	TOTAL	WEIGHTED AVERAGE
Rate the degree to which the standards drive local/classroom instructional or curricular decisions and practices.	41.7% 63	30.5% 46	13.9% 21	8.6% 13	5.3% 8	151	2.05