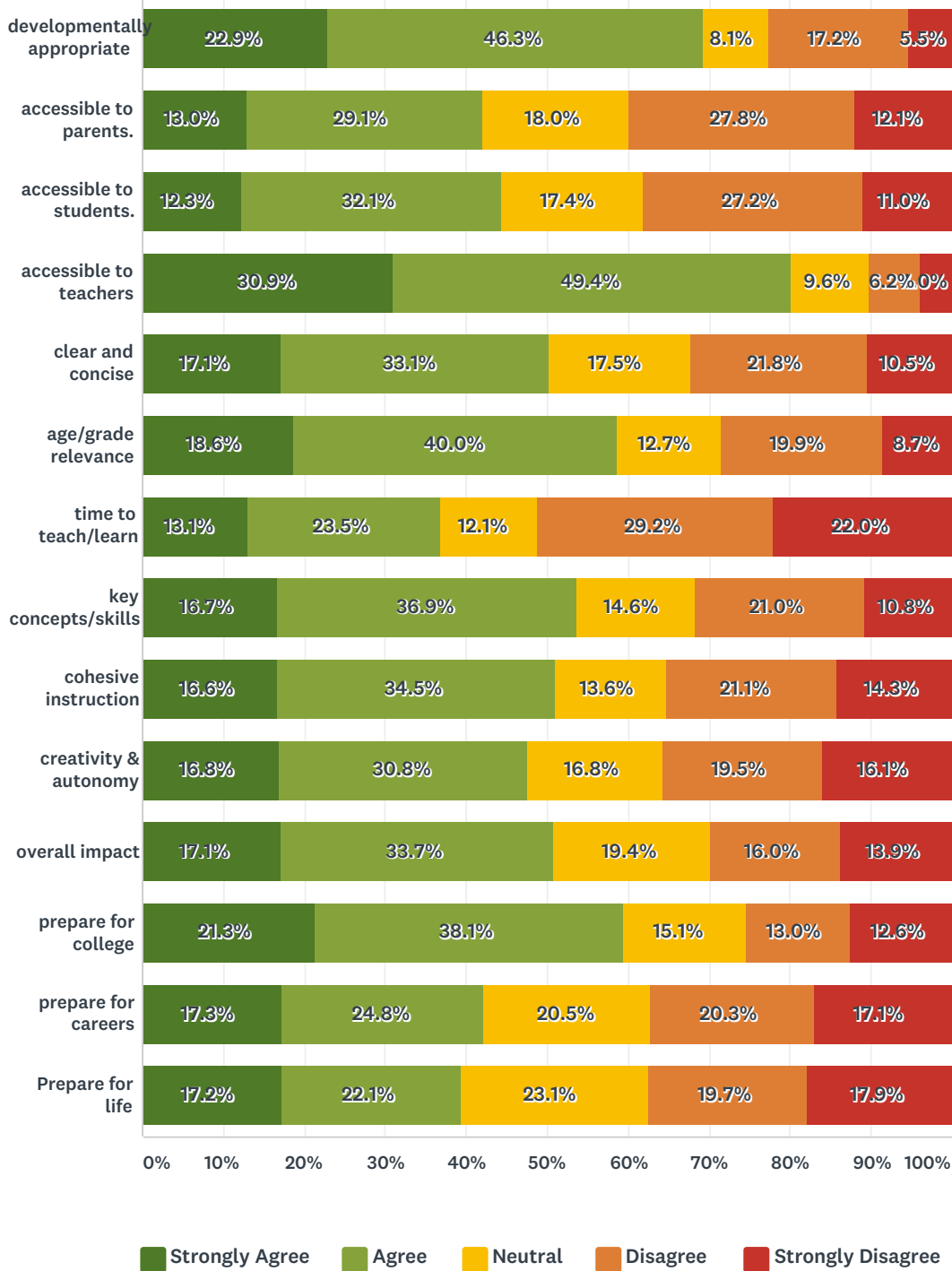


Q4 Please rate the following statements based on the current English Language Arts standards. The current standards:

Answered: 473 Skipped: 1



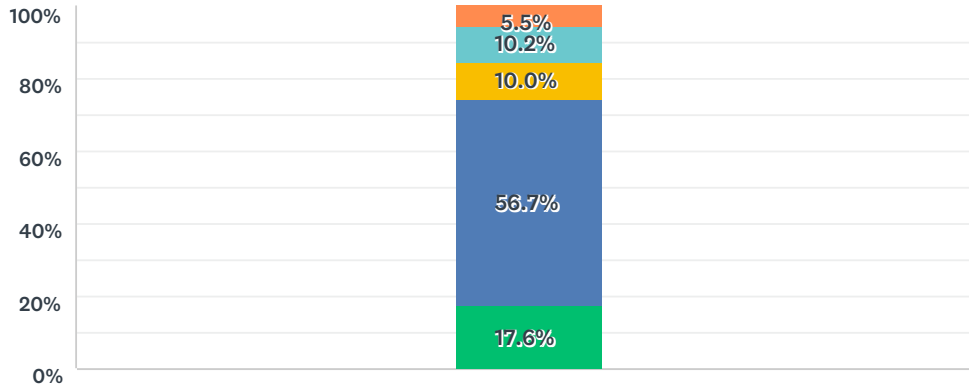
	STRONGLY AGREE	AGREE	NEUTRAL	DISAGREE	STRONGLY DISAGREE	TOTAL	WEIGHTED AVERAGE
developmentally appropriate	22.9%	46.3%	8.1%	17.2%	5.5%	471	2.36
	108	218	38	81	26		

English Language Arts (ELA) Survey 2019

accessible to parents.	13.0% 61	29.1% 137	18.0% 85	27.8% 131	12.1% 57	471	2.97
accessible to students.	12.3% 58	32.1% 151	17.4% 82	27.2% 128	11.0% 52	471	2.93
accessible to teachers	30.9% 145	49.4% 232	9.6% 45	6.2% 29	4.0% 19	470	2.03
clear and concise	17.1% 80	33.1% 155	17.5% 82	21.8% 102	10.5% 49	468	2.75
age/grade relevance	18.6% 88	40.0% 189	12.7% 60	19.9% 94	8.7% 41	472	2.60
time to teach/learn	13.1% 62	23.5% 111	12.1% 57	29.2% 138	22.0% 104	472	3.24
key concepts/skills	16.7% 79	36.9% 174	14.6% 69	21.0% 99	10.8% 51	472	2.72
cohesive instruction	16.6% 78	34.5% 162	13.6% 64	21.1% 99	14.3% 67	470	2.82
creativity & autonomy	16.8% 79	30.8% 145	16.8% 79	19.5% 92	16.1% 76	471	2.87
overall impact	17.1% 80	33.7% 158	19.4% 91	16.0% 75	13.9% 65	469	2.76
prepare for college	21.3% 100	38.1% 179	15.1% 71	13.0% 61	12.6% 59	470	2.57
prepare for careers	17.3% 80	24.8% 115	20.5% 95	20.3% 94	17.1% 79	463	2.95
Prepare for life	17.2% 79	22.1% 101	23.1% 106	19.7% 90	17.9% 82	458	2.99

Q5 Rigor by Grade Level

Answered: 471 Skipped: 3



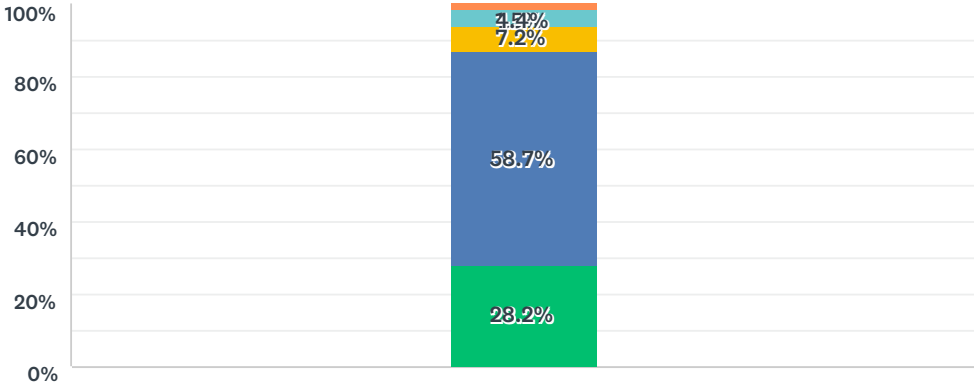
Rate the level of rigor for the age/grade level to which they are assigned.

- Too rigorous for the age/grade level
- Appropriate level of rigor for the age/grade level
- Neutral
- Somewhat rigorous for the age/grade level
- Not rigorous for the age/grade level

	TOO RIGOROUS FOR THE AGE/GRADE LEVEL	APPROPRIATE LEVEL OF RIGOR FOR THE AGE/GRADE LEVEL	NEUTRAL	SOMEWHAT RIGOROUS FOR THE AGE/GRADE LEVEL	NOT RIGOROUS FOR THE AGE/GRADE LEVEL	TOTAL	WEIGHTED AVERAGE
Rate the level of rigor for the age/grade level to which they are assigned.	17.6% 83	56.7% 267	10.0% 47	10.2% 48	5.5% 26	471	2.29

Q6 Emphasis on standards

Answered: 472 Skipped: 2



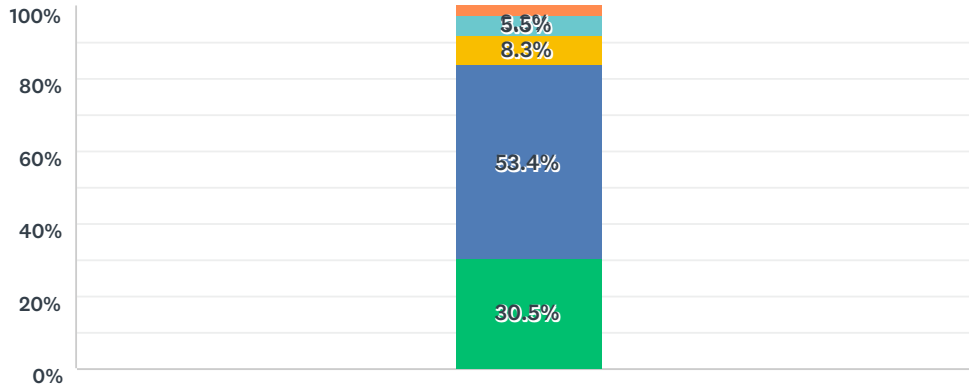
Rate the level of emphasis on the standards within your school.

■ Too much emphasis
 ■ Appropriate level emphasis
 ■ Neutral
■ Some level of emphasis
 ■ No emphasis

	TOO MUCH EMPHASIS	APPROPRIATE LEVEL EMPHASIS	NEUTRAL	SOME LEVEL OF EMPHASIS	NO EMPHASIS	TOTAL	WEIGHTED AVERAGE
Rate the level of emphasis on the standards within your school.	28.2% 133	58.7% 277	7.2% 34	4.4% 21	1.5% 7	472	1.92

Q7 Standards Drive Instruction

Answered: 472 Skipped: 2



Rate the degree to which the standards drive local/classroom instructional or curricular decisions and practices.

■ Too influential
 ■ Appropriate level of influence
 ■ Neutral
■ Some level of influence
 ■ No influence

	TOO INFLUENTIAL	APPROPRIATE LEVEL OF INFLUENCE	NEUTRAL	SOME LEVEL OF INFLUENCE	NO INFLUENCE	TOTAL	WEIGHTED AVERAGE
Rate the degree to which the standards drive local/classroom instructional or curricular decisions and practices.	30.5% 144	53.4% 252	8.3% 39	5.5% 26	2.3% 11	472	1.96