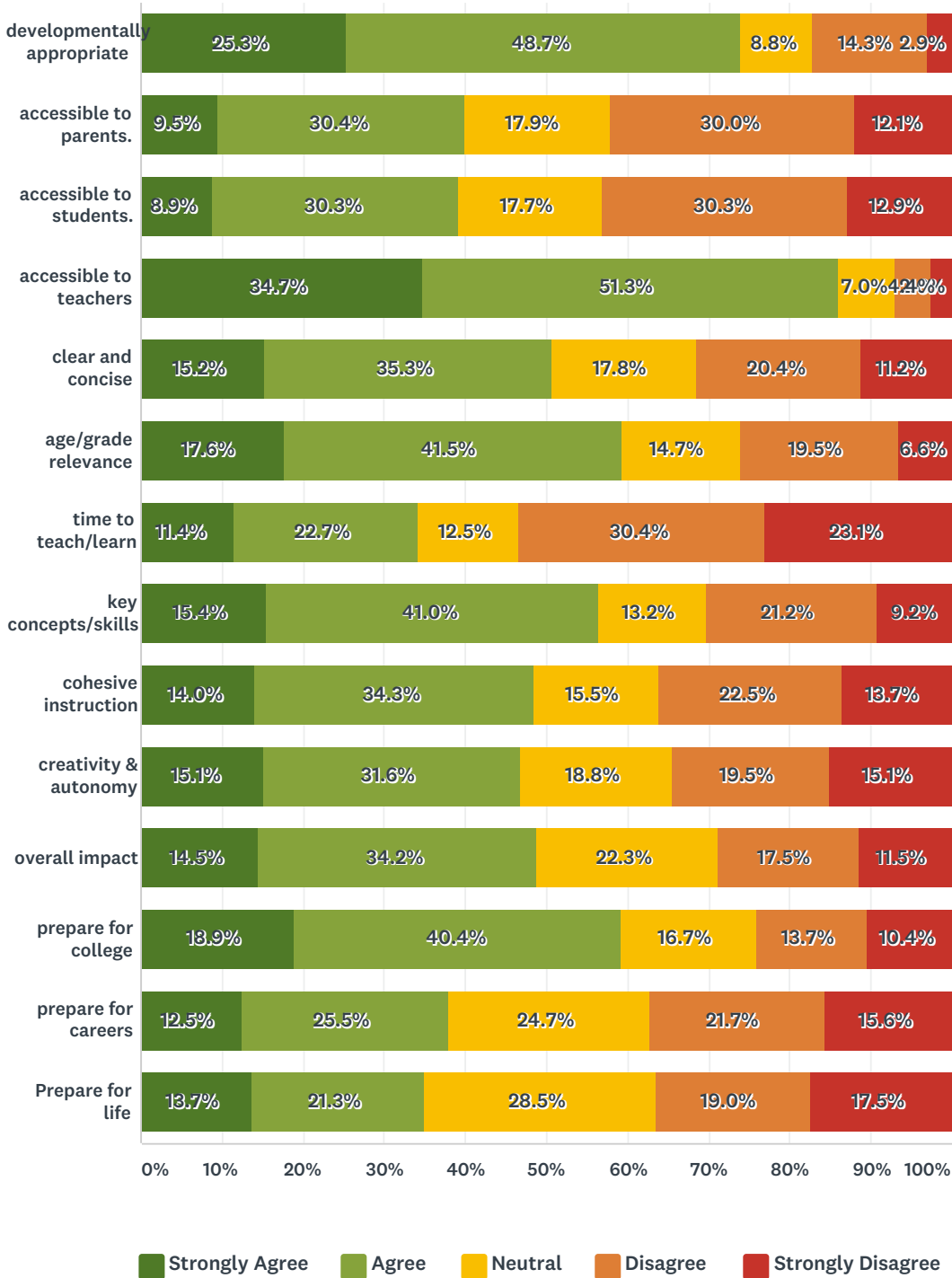


## Q4 Please rate the following statements based on the current English Language Arts standards. The current standards:

Answered: 273 Skipped: 0



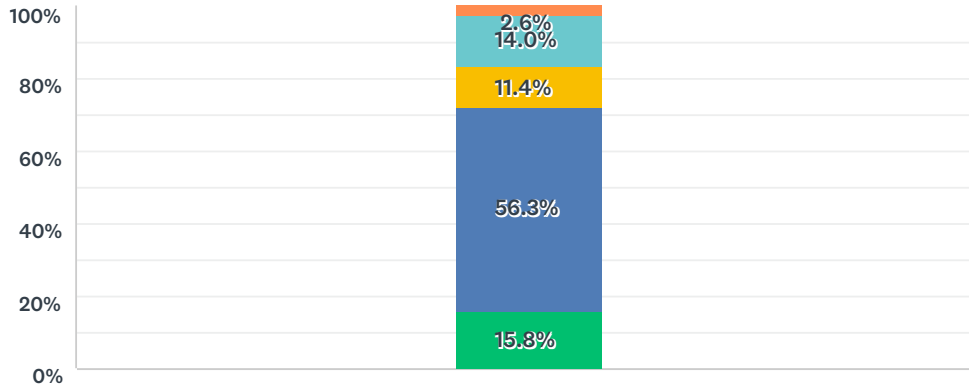
	STRONGLY AGREE	AGREE	NEUTRAL	DISAGREE	STRONGLY DISAGREE	TOTAL	WEIGHTED AVERAGE
developmentally appropriate	25.3%	48.7%	8.8%	14.3%	2.9%	273	2.21
	69	133	24	39	8		

English Language Arts (ELA) Survey 2019

accessible to parents.	9.5% 26	30.4% 83	17.9% 49	30.0% 82	12.1% 33	273	3.05
accessible to students.	8.9% 24	30.3% 82	17.7% 48	30.3% 82	12.9% 35	271	3.08
accessible to teachers	34.7% 94	51.3% 139	7.0% 19	4.4% 12	2.6% 7	271	1.89
clear and concise	15.2% 41	35.3% 95	17.8% 48	20.4% 55	11.2% 30	269	2.77
age/grade relevance	17.6% 48	41.5% 113	14.7% 40	19.5% 53	6.6% 18	272	2.56
time to teach/learn	11.4% 31	22.7% 62	12.5% 34	30.4% 83	23.1% 63	273	3.31
key concepts/skills	15.4% 42	41.0% 112	13.2% 36	21.2% 58	9.2% 25	273	2.68
cohesive instruction	14.0% 38	34.3% 93	15.5% 42	22.5% 61	13.7% 37	271	2.87
creativity & autonomy	15.1% 41	31.6% 86	18.8% 51	19.5% 53	15.1% 41	272	2.88
overall impact	14.5% 39	34.2% 92	22.3% 60	17.5% 47	11.5% 31	269	2.77
prepare for college	18.9% 51	40.4% 109	16.7% 45	13.7% 37	10.4% 28	270	2.56
prepare for careers	12.5% 33	25.5% 67	24.7% 65	21.7% 57	15.6% 41	263	3.02
Prepare for life	13.7% 36	21.3% 56	28.5% 75	19.0% 50	17.5% 46	263	3.05

## Q5 Rigor by Grade Level

Answered: 272 Skipped: 1



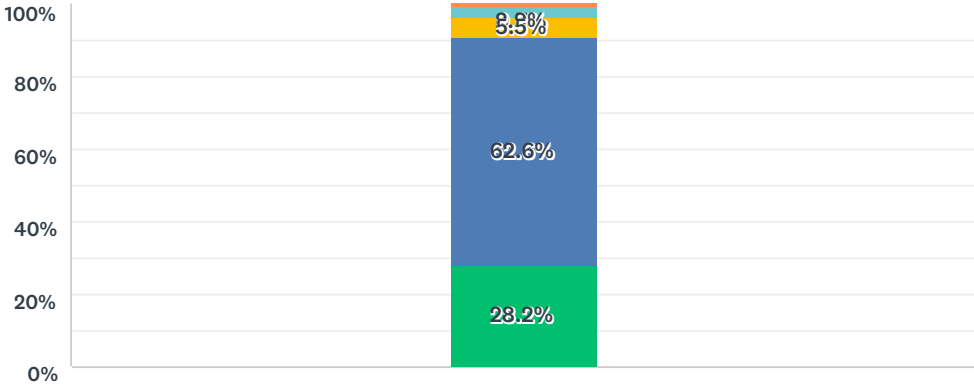
Rate the level of rigor for the age/grade level to which they are assigned.

- Too rigorous for the age/grade level
- Appropriate level of rigor for the age/grade level
- Neutral
- Somewhat rigorous for the age/grade level
- Not rigorous for the age/grade level

	TOO RIGOROUS FOR THE AGE/GRADE LEVEL	APPROPRIATE LEVEL OF RIGOR FOR THE AGE/GRADE LEVEL	NEUTRAL	SOMEWHAT RIGOROUS FOR THE AGE/GRADE LEVEL	NOT RIGOROUS FOR THE AGE/GRADE LEVEL	TOTAL	WEIGHTED AVERAGE
Rate the level of rigor for the age/grade level to which they are assigned.	15.8% 43	56.3% 153	11.4% 31	14.0% 38	2.6% 7	272	2.31

### Q6 Emphasis on standards

Answered: 273 Skipped: 0



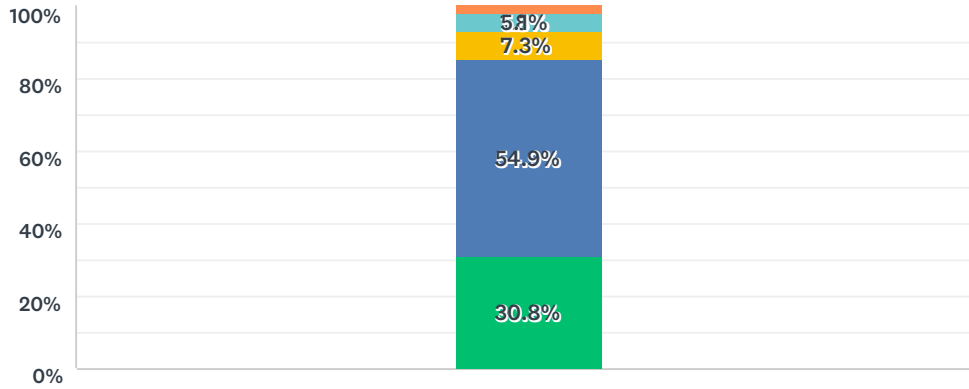
Rate the level of emphasis on the standards within your school.

■ Too much emphasis   
 ■ Appropriate level emphasis   
 ■ Neutral  
■ Some level of emphasis   
 ■ No emphasis

	TOO MUCH EMPHASIS	APPROPRIATE LEVEL EMPHASIS	NEUTRAL	SOME LEVEL OF EMPHASIS	NO EMPHASIS	TOTAL	WEIGHTED AVERAGE
Rate the level of emphasis on the standards within your school.	28.2% 77	62.6% 171	5.5% 15	2.9% 8	0.7% 2	273	1.85

## Q7 Standards Drive Instruction

Answered: 273 Skipped: 0



Rate the degree to which the standards drive local/classroom instructional or curricular decisions and practices.

■ Too influential   
 ■ Appropriate level of influence   
 ■ Neutral  
■ Some level of influence   
 ■ No influence

	TOO INFLUENTIAL	APPROPRIATE LEVEL OF INFLUENCE	NEUTRAL	SOME LEVEL OF INFLUENCE	NO INFLUENCE	TOTAL	WEIGHTED AVERAGE
Rate the degree to which the standards drive local/classroom instructional or curricular decisions and practices.	30.8% 84	54.9% 150	7.3% 20	5.1% 14	1.8% 5	273	1.92