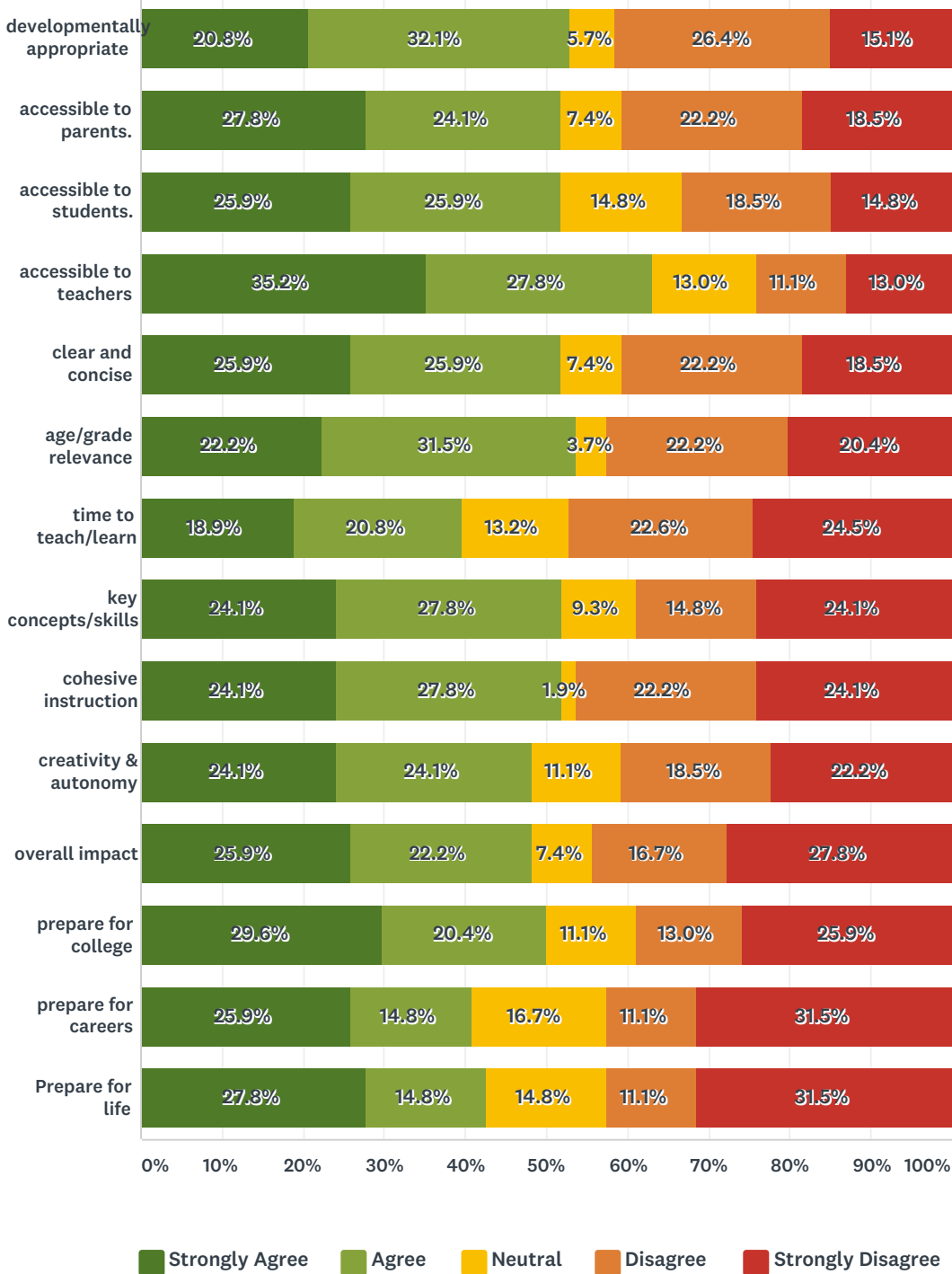


Q4 Please rate the following statements based on the current English Language Arts standards. The current standards:

Answered: 54 Skipped: 0



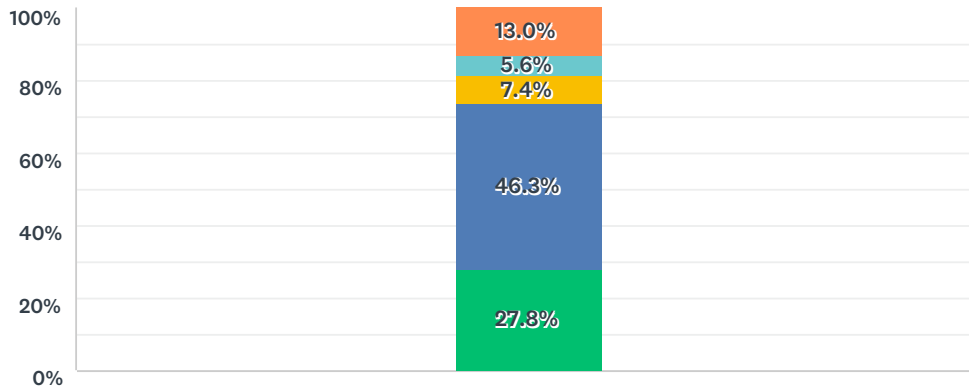
	STRONGLY AGREE	AGREE	NEUTRAL	DISAGREE	STRONGLY DISAGREE	TOTAL	WEIGHTED AVERAGE
developmentally appropriate	20.8% 11	32.1% 17	5.7% 3	26.4% 14	15.1% 8	53	2.83

English Language Arts (ELA) Survey 2019

accessible to parents.	27.8% 15	24.1% 13	7.4% 4	22.2% 12	18.5% 10	54	2.80
accessible to students.	25.9% 14	25.9% 14	14.8% 8	18.5% 10	14.8% 8	54	2.70
accessible to teachers	35.2% 19	27.8% 15	13.0% 7	11.1% 6	13.0% 7	54	2.39
clear and concise	25.9% 14	25.9% 14	7.4% 4	22.2% 12	18.5% 10	54	2.81
age/grade relevance	22.2% 12	31.5% 17	3.7% 2	22.2% 12	20.4% 11	54	2.87
time to teach/learn	18.9% 10	20.8% 11	13.2% 7	22.6% 12	24.5% 13	53	3.13
key concepts/skills	24.1% 13	27.8% 15	9.3% 5	14.8% 8	24.1% 13	54	2.87
cohesive instruction	24.1% 13	27.8% 15	1.9% 1	22.2% 12	24.1% 13	54	2.94
creativity & autonomy	24.1% 13	24.1% 13	11.1% 6	18.5% 10	22.2% 12	54	2.91
overall impact	25.9% 14	22.2% 12	7.4% 4	16.7% 9	27.8% 15	54	2.98
prepare for college	29.6% 16	20.4% 11	11.1% 6	13.0% 7	25.9% 14	54	2.85
prepare for careers	25.9% 14	14.8% 8	16.7% 9	11.1% 6	31.5% 17	54	3.07
Prepare for life	27.8% 15	14.8% 8	14.8% 8	11.1% 6	31.5% 17	54	3.04

Q5 Rigor by Grade Level

Answered: 54 Skipped: 0



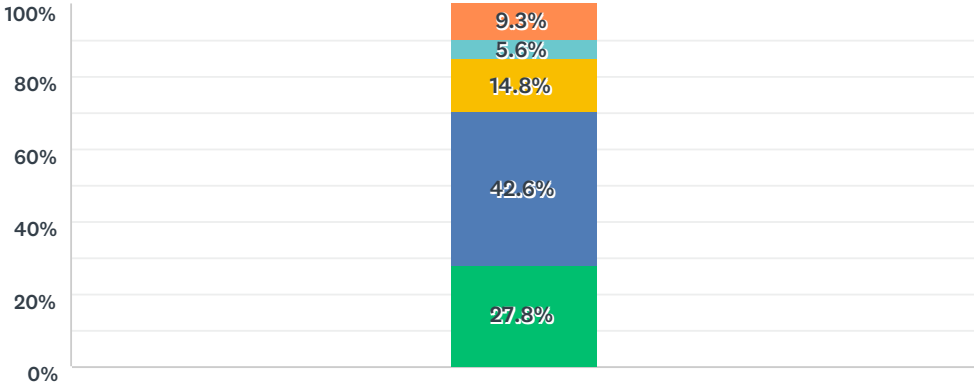
Rate the level of rigor for the age/grade level to which they are assigned.

- Too rigorous for the age/grade level
- Appropriate level of rigor for the age/grade level
- Neutral
- Somewhat rigorous for the age/grade level
- Not rigorous for the age/grade level

	TOO RIGOROUS FOR THE AGE/GRADE LEVEL	APPROPRIATE LEVEL OF RIGOR FOR THE AGE/GRADE LEVEL	NEUTRAL	SOMEWHAT RIGOROUS FOR THE AGE/GRADE LEVEL	NOT RIGOROUS FOR THE AGE/GRADE LEVEL	TOTAL	WEIGHTED AVERAGE
Rate the level of rigor for the age/grade level to which they are assigned.	27.8% 15	46.3% 25	7.4% 4	5.6% 3	13.0% 7	54	2.30

Q6 Emphasis on standards

Answered: 54 Skipped: 0



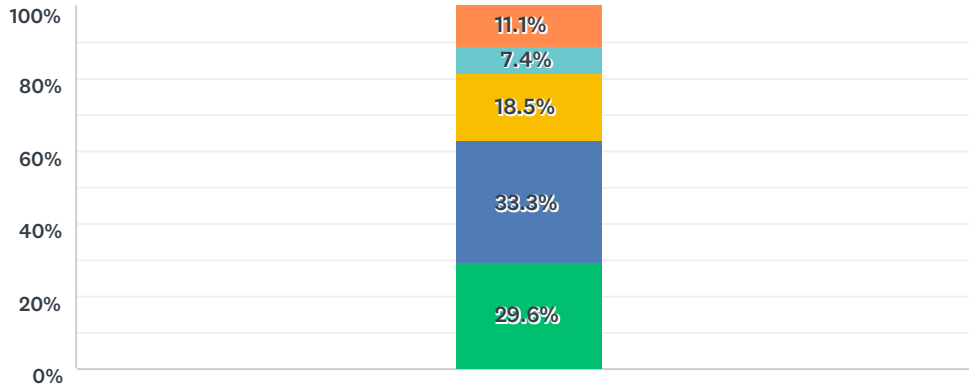
Rate the level of emphasis on the standards within your school.

■ Too much emphasis
 ■ Appropriate level emphasis
 ■ Neutral
■ Some level of emphasis
 ■ No emphasis

	TOO MUCH EMPHASIS	APPROPRIATE LEVEL EMPHASIS	NEUTRAL	SOME LEVEL OF EMPHASIS	NO EMPHASIS	TOTAL	WEIGHTED AVERAGE
Rate the level of emphasis on the standards within your school.	27.8% 15	42.6% 23	14.8% 8	5.6% 3	9.3% 5	54	2.26

Q7 Standards Drive Instruction

Answered: 54 Skipped: 0



Rate the degree to which the standards drive local/classroom instructional or curricular decisions and practices.

■ Too influential
 ■ Appropriate level of influence
 ■ Neutral
■ Some level of influence
 ■ No influence

	TOO INFLUENTIAL	APPROPRIATE LEVEL OF INFLUENCE	NEUTRAL	SOME LEVEL OF INFLUENCE	NO INFLUENCE	TOTAL	WEIGHTED AVERAGE
Rate the degree to which the standards drive local/classroom instructional or curricular decisions and practices.	29.6% 16	33.3% 18	18.5% 10	7.4% 4	11.1% 6	54	2.37