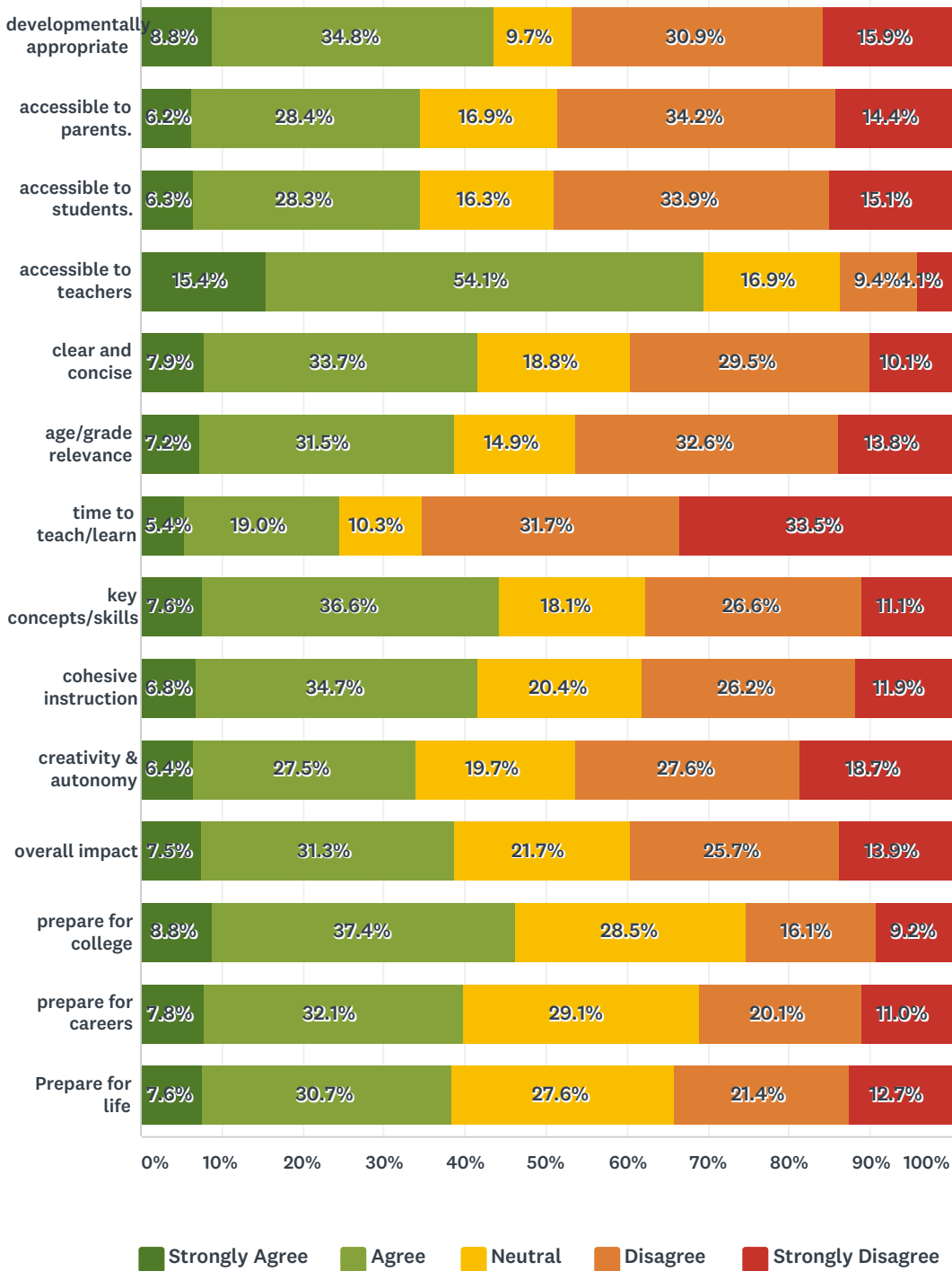


Q4 Please rate the following statements based on the current English Language Arts standards. The current standards:

Answered: 7,123 Skipped: 1



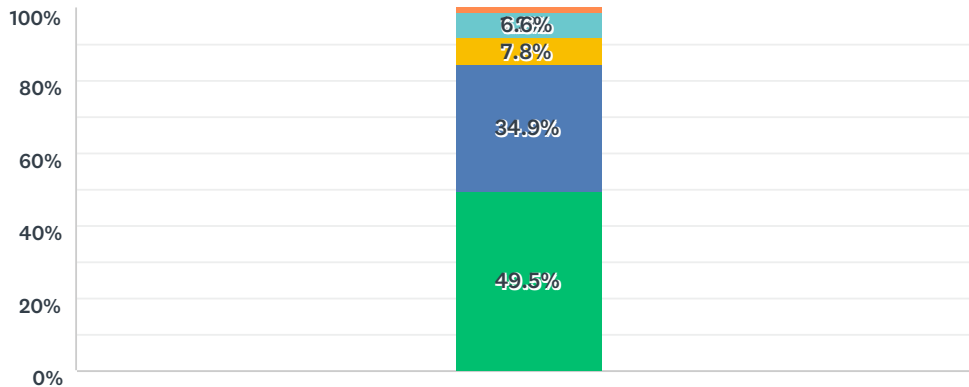
	STRONGLY AGREE	AGREE	NEUTRAL	DISAGREE	STRONGLY DISAGREE	TOTAL	WEIGHTED AVERAGE
developmentally appropriate	8.8%	34.8%	9.7%	30.9%	15.9%	7,108	3.10
	622	2,474	687	2,195	1,130		

English Language Arts (ELA) Survey 2019

accessible to parents.	6.2% 440	28.4% 2,018	16.9% 1,197	34.2% 2,425	14.4% 1,019	7,099	3.22
accessible to students.	6.3% 449	28.3% 2,005	16.3% 1,155	33.9% 2,406	15.1% 1,073	7,088	3.23
accessible to teachers	15.4% 1,091	54.1% 3,844	16.9% 1,201	9.4% 671	4.1% 294	7,101	2.33
clear and concise	7.9% 554	33.7% 2,377	18.8% 1,329	29.5% 2,082	10.1% 714	7,056	3.00
age/grade relevance	7.2% 508	31.5% 2,232	14.9% 1,058	32.6% 2,312	13.8% 978	7,088	3.14
time to teach/learn	5.4% 386	19.0% 1,353	10.3% 735	31.7% 2,252	33.5% 2,386	7,112	3.69
key concepts/skills	7.6% 542	36.6% 2,600	18.1% 1,284	26.6% 1,893	11.1% 792	7,111	2.97
cohesive instruction	6.8% 480	34.7% 2,463	20.4% 1,450	26.2% 1,856	11.9% 843	7,092	3.02
creativity & autonomy	6.4% 456	27.5% 1,951	19.7% 1,397	27.6% 1,953	18.7% 1,327	7,084	3.25
overall impact	7.5% 529	31.3% 2,219	21.7% 1,538	25.7% 1,827	13.9% 987	7,100	3.07
prepare for college	8.8% 620	37.4% 2,652	28.5% 2,021	16.1% 1,138	9.2% 654	7,085	2.80
prepare for careers	7.8% 552	32.1% 2,271	29.1% 2,061	20.1% 1,424	11.0% 777	7,085	2.94
Prepare for life	7.6% 538	30.7% 2,157	27.6% 1,942	21.4% 1,507	12.7% 891	7,035	3.01

Q5 Rigor by Grade Level

Answered: 7,089 Skipped: 35



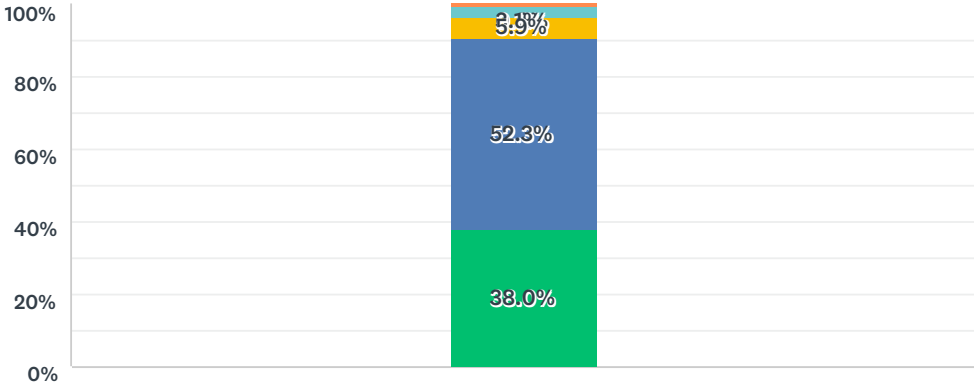
Rate the level of rigor for the age/grade level to which they are assigned.

- Too rigorous for the age/grade level
- Appropriate level of rigor for the age/grade level
- Neutral
- Somewhat rigorous for the age/grade level
- Not rigorous for the age/grade level

	TOO RIGOROUS FOR THE AGE/GRADE LEVEL	APPROPRIATE LEVEL OF RIGOR FOR THE AGE/GRADE LEVEL	NEUTRAL	SOMEWHAT RIGOROUS FOR THE AGE/GRADE LEVEL	NOT RIGOROUS FOR THE AGE/GRADE LEVEL	TOTAL	WEIGHTED AVERAGE
Rate the level of rigor for the age/grade level to which they are assigned.	49.5% 3,511	34.9% 2,473	7.8% 555	6.6% 467	1.2% 83	7,089	1.75

Q6 Emphasis on standards

Answered: 7,104 Skipped: 20



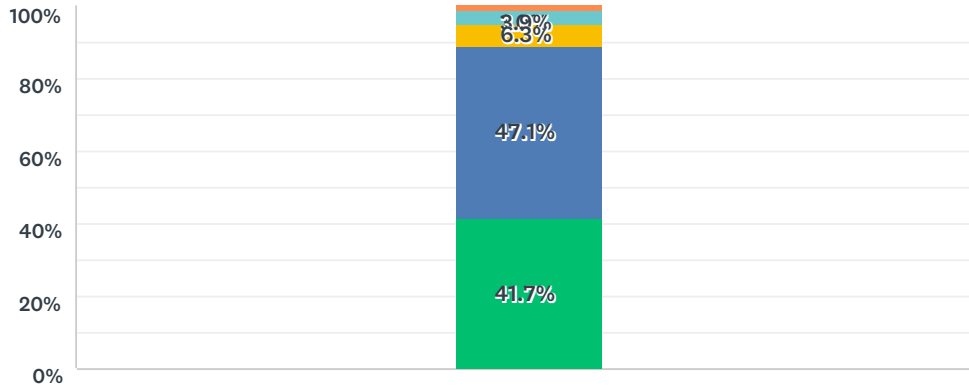
Rate the level of emphasis on the standards within your school.

■ Too much emphasis
 ■ Appropriate level emphasis
 ■ Neutral
■ Some level of emphasis
 ■ No emphasis

	TOO MUCH EMPHASIS	APPROPRIATE LEVEL EMPHASIS	NEUTRAL	SOME LEVEL OF EMPHASIS	NO EMPHASIS	TOTAL	WEIGHTED AVERAGE
Rate the level of emphasis on the standards within your school.	38.0% 2,703	52.3% 3,715	5.9% 421	3.1% 223	0.6% 42	7,104	1.76

Q7 Standards Drive Instruction

Answered: 7,113 Skipped: 11



Rate the degree to which the standards drive local/classroom instructional or curricular decisions and practices.

■ Too influential
 ■ Appropriate level of influence
 ■ Neutral
■ Some level of influence
 ■ No influence

	TOO INFLUENTIAL	APPROPRIATE LEVEL OF INFLUENCE	NEUTRAL	SOME LEVEL OF INFLUENCE	NO INFLUENCE	TOTAL	WEIGHTED AVERAGE
Rate the degree to which the standards drive local/classroom instructional or curricular decisions and practices.	41.7% 2,964	47.1% 3,353	6.3% 449	3.9% 278	1.0% 69	7,113	1.75