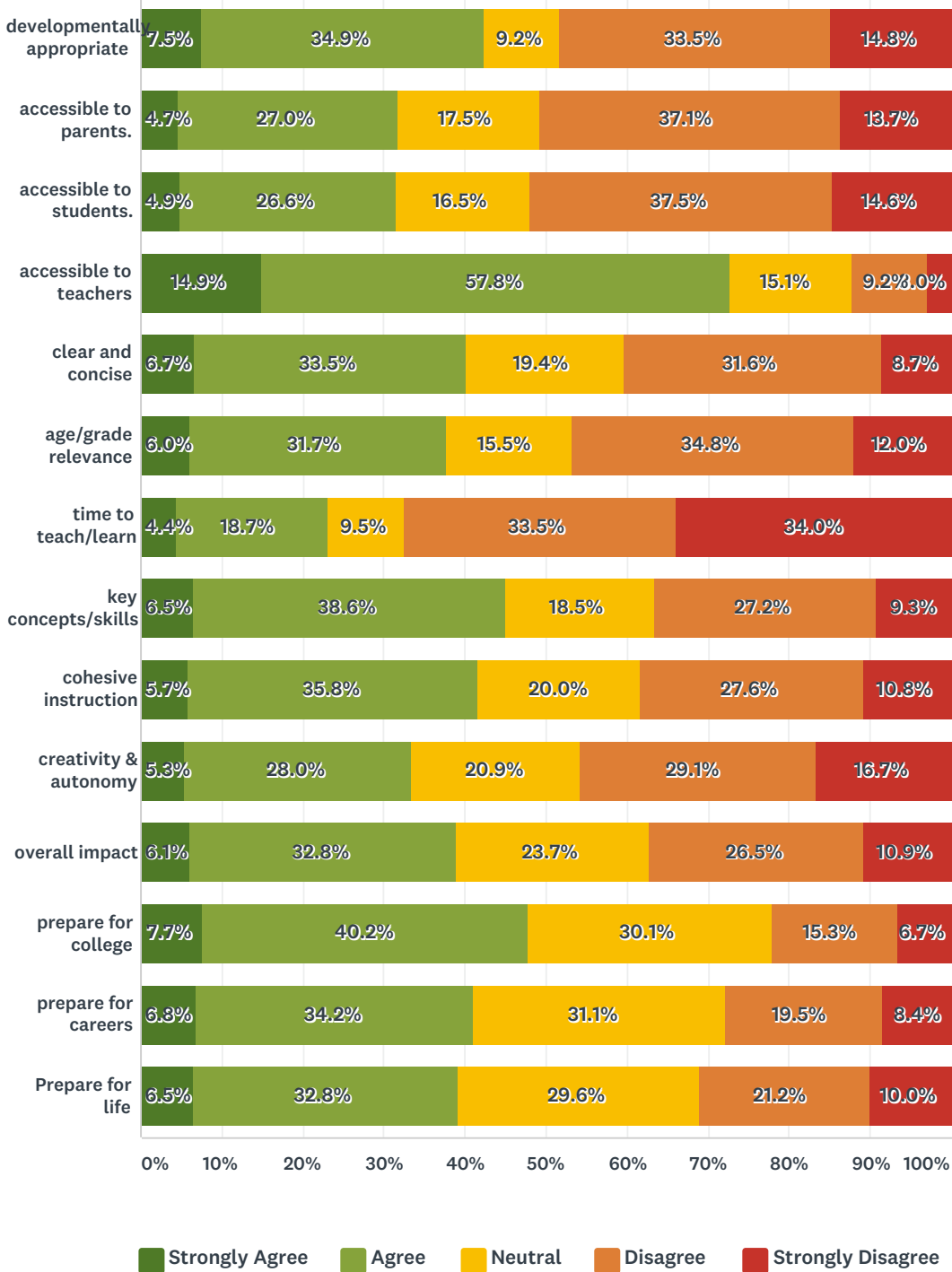


Q4 Please rate the following statements based on the current English Language Arts standards. The current standards:

Answered: 4,706 Skipped: 0



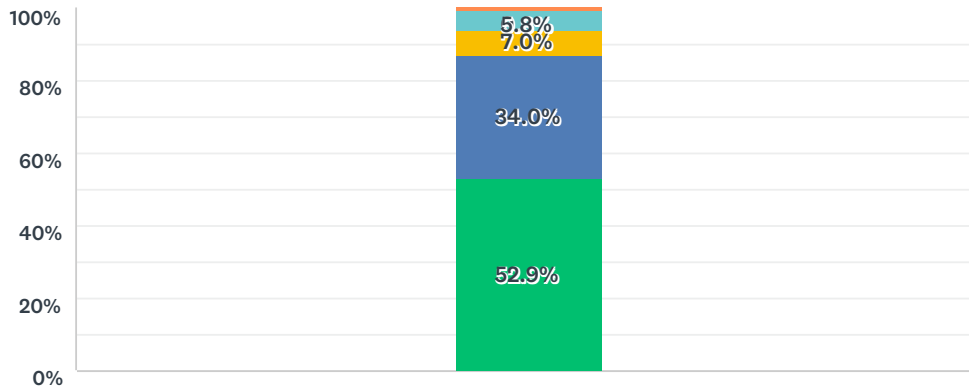
	STRONGLY AGREE	AGREE	NEUTRAL	DISAGREE	STRONGLY DISAGREE	TOTAL	WEIGHTED AVERAGE
developmentally appropriate	7.5%	34.9%	9.2%	33.5%	14.8%	4,697	3.13
	353	1,641	432	1,575	696		

English Language Arts (ELA) Survey 2019

accessible to parents.	4.7% 221	27.0% 1,267	17.5% 821	37.1% 1,739	13.7% 641	4,689	3.28
accessible to students.	4.9% 228	26.6% 1,244	16.5% 770	37.5% 1,754	14.6% 684	4,680	3.30
accessible to teachers	14.9% 701	57.8% 2,712	15.1% 707	9.2% 431	3.0% 140	4,691	2.27
clear and concise	6.7% 312	33.5% 1,561	19.4% 905	31.6% 1,470	8.7% 405	4,653	3.02
age/grade relevance	6.0% 282	31.7% 1,486	15.5% 726	34.8% 1,630	12.0% 562	4,686	3.15
time to teach/learn	4.4% 207	18.7% 877	9.5% 447	33.5% 1,574	34.0% 1,596	4,701	3.74
key concepts/skills	6.5% 303	38.6% 1,813	18.5% 867	27.2% 1,276	9.3% 438	4,697	2.94
cohesive instruction	5.7% 269	35.8% 1,678	20.0% 940	27.6% 1,294	10.8% 508	4,689	3.02
creativity & autonomy	5.3% 249	28.0% 1,311	20.9% 977	29.1% 1,361	16.7% 779	4,677	3.24
overall impact	6.1% 286	32.8% 1,536	23.7% 1,111	26.5% 1,244	10.9% 511	4,688	3.03
prepare for college	7.7% 360	40.2% 1,882	30.1% 1,409	15.3% 718	6.7% 314	4,683	2.73
prepare for careers	6.8% 317	34.2% 1,602	31.1% 1,457	19.5% 914	8.4% 391	4,681	2.88
Prepare for life	6.5% 300	32.8% 1,520	29.6% 1,372	21.2% 985	10.0% 463	4,640	2.95

Q5 Rigor by Grade Level

Answered: 4,677 Skipped: 29



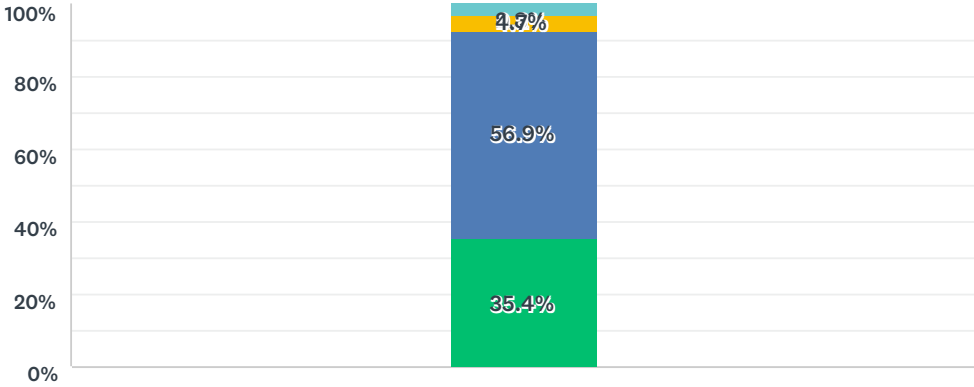
Rate the level of rigor for the age/grade level to which they are assigned.

- Too rigorous for the age/grade level
- Appropriate level of rigor for the age/grade level
- Neutral
- Somewhat rigorous for the age/grade level
- Not rigorous for the age/grade level

	TOO RIGOROUS FOR THE AGE/GRADE LEVEL	APPROPRIATE LEVEL OF RIGOR FOR THE AGE/GRADE LEVEL	NEUTRAL	SOMEWHAT RIGOROUS FOR THE AGE/GRADE LEVEL	NOT RIGOROUS FOR THE AGE/GRADE LEVEL	TOTAL	WEIGHTED AVERAGE
Rate the level of rigor for the age/grade level to which they are assigned.	52.9% 2,472	34.0% 1,591	7.0% 327	5.8% 272	0.3% 15	4,677	1.67

Q6 Emphasis on standards

Answered: 4,693 Skipped: 13



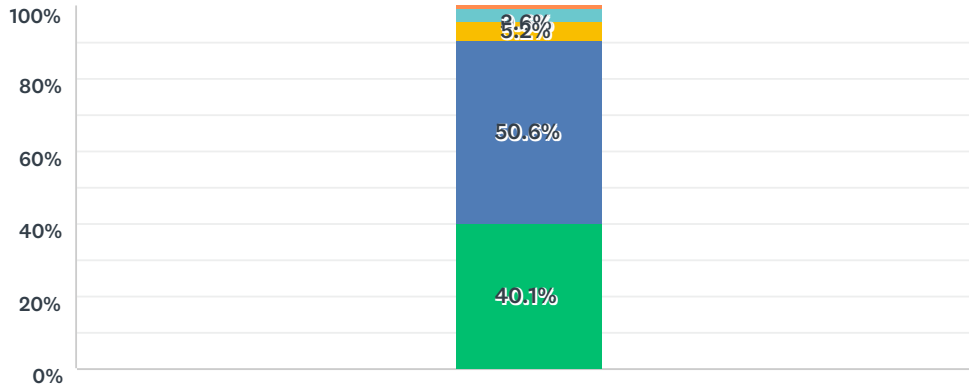
Rate the level of emphasis on the standards within your school.

■ Too much emphasis
 ■ Appropriate level emphasis
 ■ Neutral
■ Some level of emphasis
 ■ No emphasis

	TOO MUCH EMPHASIS	APPROPRIATE LEVEL EMPHASIS	NEUTRAL	SOME LEVEL OF EMPHASIS	NO EMPHASIS	TOTAL	WEIGHTED AVERAGE
Rate the level of emphasis on the standards within your school.	35.4% 1,662	56.9% 2,670	4.7% 222	2.8% 130	0.2% 9	4,693	1.75

Q7 Standards Drive Instruction

Answered: 4,701 Skipped: 5



Rate the degree to which the standards drive local/classroom instructional or curricular decisions and practices.

■ Too influential
 ■ Appropriate level of influence
 ■ Neutral
■ Some level of influence
 ■ No influence

	TOO INFLUENTIAL	APPROPRIATE LEVEL OF INFLUENCE	NEUTRAL	SOME LEVEL OF INFLUENCE	NO INFLUENCE	TOTAL	WEIGHTED AVERAGE
Rate the degree to which the standards drive local/classroom instructional or curricular decisions and practices.	40.1% 1,884	50.6% 2,377	5.2% 245	3.6% 169	0.6% 26	4,701	1.74