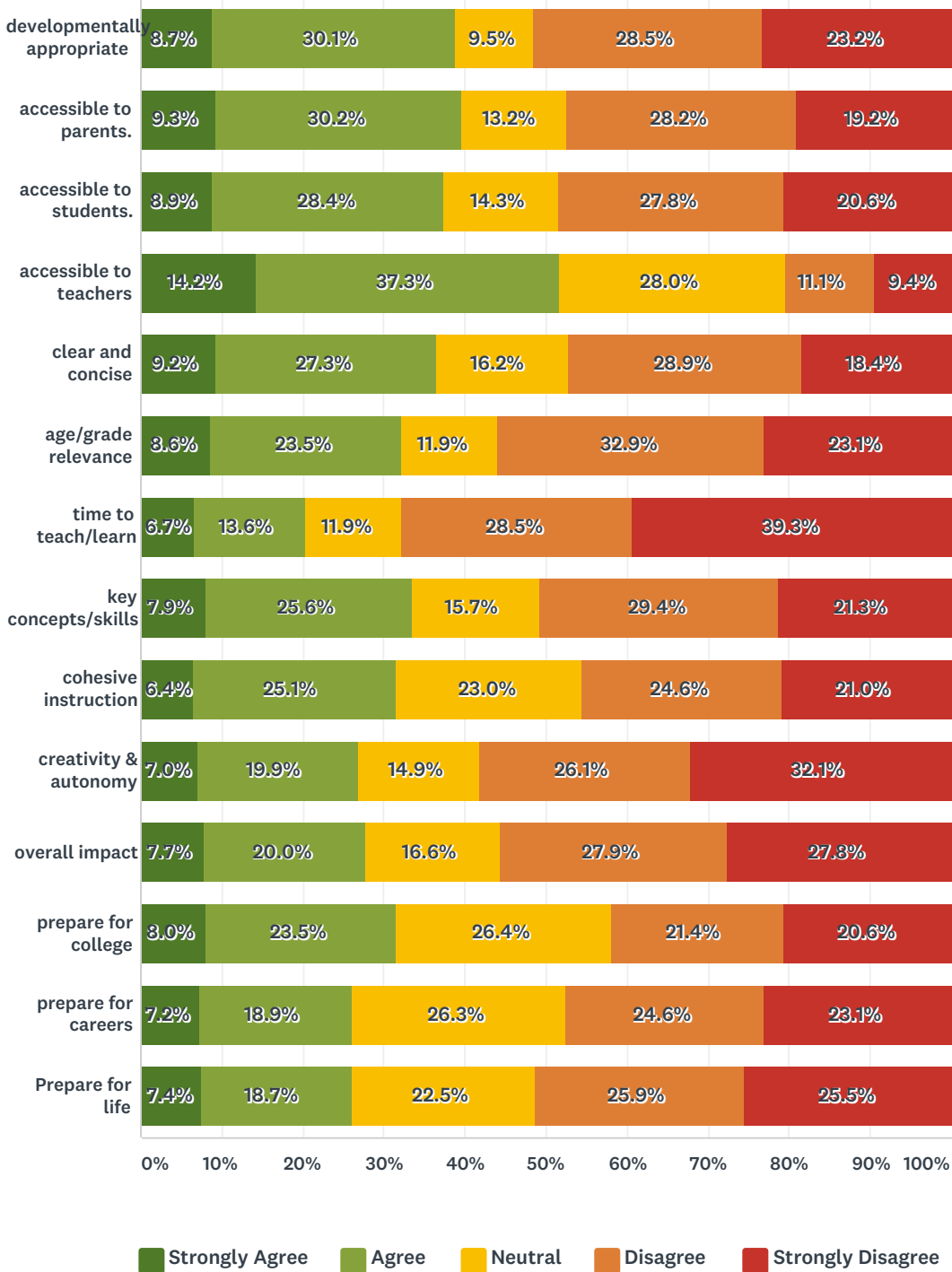


Q4 Please rate the following statements based on the current English Language Arts standards. The current standards:

Answered: 1,123 Skipped: 0



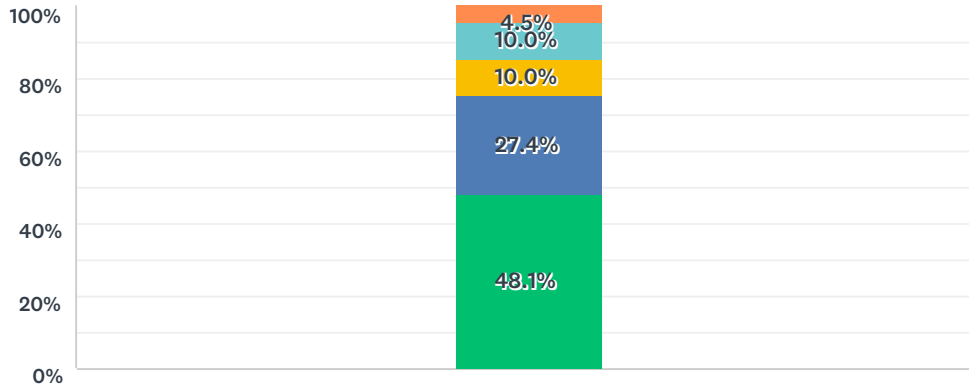
	STRONGLY AGREE	AGREE	NEUTRAL	DISAGREE	STRONGLY DISAGREE	TOTAL	WEIGHTED AVERAGE
developmentally appropriate	8.7%	30.1%	9.5%	28.5%	23.2%	1,121	3.27
	98	337	107	319	260		

English Language Arts (ELA) Survey 2019

accessible to parents.	9.3% 104	30.2% 339	13.2% 148	28.2% 316	19.2% 215	1,122	3.18
accessible to students.	8.9% 100	28.4% 318	14.3% 160	27.8% 311	20.6% 231	1,120	3.23
accessible to teachers	14.2% 159	37.3% 419	28.0% 314	11.1% 125	9.4% 105	1,122	2.64
clear and concise	9.2% 103	27.3% 306	16.2% 181	28.9% 323	18.4% 206	1,119	3.20
age/grade relevance	8.6% 96	23.5% 262	11.9% 133	32.9% 368	23.1% 258	1,117	3.38
time to teach/learn	6.7% 75	13.6% 152	11.9% 133	28.5% 320	39.3% 441	1,121	3.80
key concepts/skills	7.9% 89	25.6% 287	15.7% 176	29.4% 330	21.3% 239	1,121	3.31
cohesive instruction	6.4% 71	25.1% 280	23.0% 257	24.6% 274	21.0% 234	1,116	3.29
creativity & autonomy	7.0% 78	19.9% 223	14.9% 167	26.1% 292	32.1% 360	1,120	3.57
overall impact	7.7% 87	20.0% 225	16.6% 186	27.9% 313	27.8% 312	1,123	3.48
prepare for college	8.0% 90	23.5% 263	26.4% 296	21.4% 240	20.6% 231	1,120	3.23
prepare for careers	7.2% 80	18.9% 211	26.3% 294	24.6% 275	23.1% 258	1,118	3.38
Prepare for life	7.4% 83	18.7% 209	22.5% 252	25.9% 290	25.5% 286	1,120	3.43

Q5 Rigor by Grade Level

Answered: 1,120 Skipped: 3



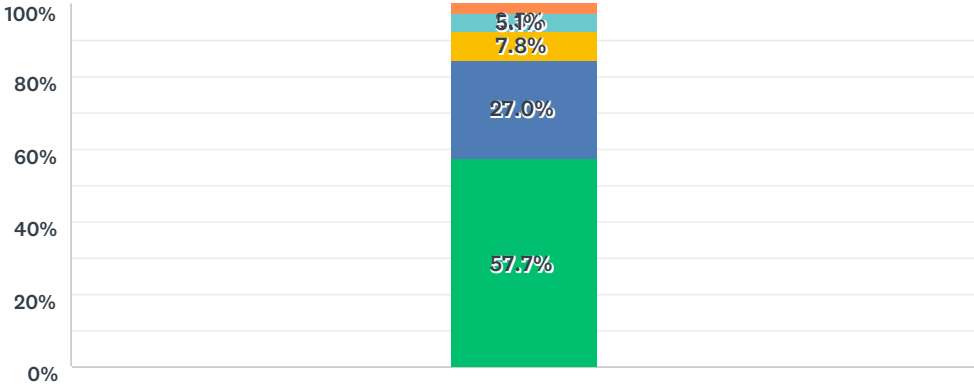
Rate the level of rigor for the age/grade level to which they are assigned.

- Too rigorous for the age/grade level
- Appropriate level of rigor for the age/grade level
- Neutral
- Somewhat rigorous for the age/grade level
- Not rigorous for the age/grade level

	TOO RIGOROUS FOR THE AGE/GRADE LEVEL	APPROPRIATE LEVEL OF RIGOR FOR THE AGE/GRADE LEVEL	NEUTRAL	SOMEWHAT RIGOROUS FOR THE AGE/GRADE LEVEL	NOT RIGOROUS FOR THE AGE/GRADE LEVEL	TOTAL	WEIGHTED AVERAGE
Rate the level of rigor for the age/grade level to which they are assigned.	48.1% 539	27.4% 307	10.0% 112	10.0% 112	4.5% 50	1,120	1.95

Q6 Emphasis on standards

Answered: 1,120 Skipped: 3



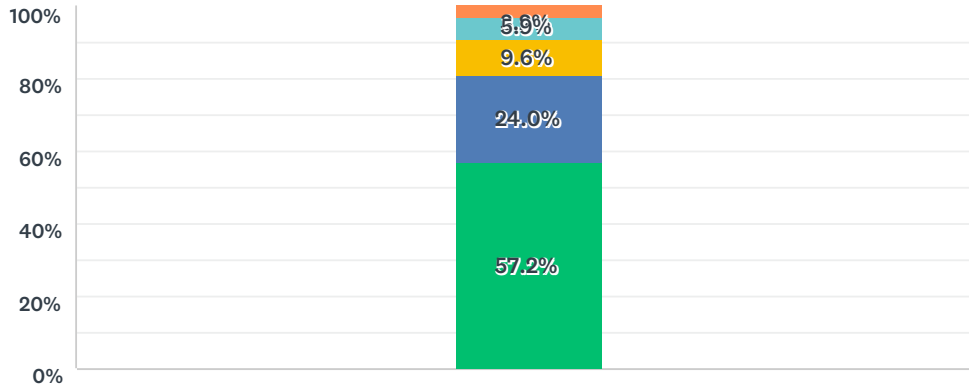
Rate the level of emphasis on the standards within your school.

■ Too much emphasis
 ■ Appropriate level emphasis
 ■ Neutral
■ Some level of emphasis
 ■ No emphasis

	TOO MUCH EMPHASIS	APPROPRIATE LEVEL EMPHASIS	NEUTRAL	SOME LEVEL OF EMPHASIS	NO EMPHASIS	TOTAL	WEIGHTED AVERAGE
Rate the level of emphasis on the standards within your school.	57.7% 646	27.0% 302	7.8% 87	5.1% 57	2.5% 28	1,120	1.68

Q7 Standards Drive Instruction

Answered: 1,120 Skipped: 3



Rate the degree to which the standards drive local/classroom instructional or curricular decisions and practices.

■ Too influential
 ■ Appropriate level of influence
 ■ Neutral
■ Some level of influence
 ■ No influence

	TOO INFLUENTIAL	APPROPRIATE LEVEL OF INFLUENCE	NEUTRAL	SOME LEVEL OF INFLUENCE	NO INFLUENCE	TOTAL	WEIGHTED AVERAGE
Rate the degree to which the standards drive local/classroom instructional or curricular decisions and practices.	57.2% 641	24.0% 269	9.6% 108	5.9% 66	3.2% 36	1,120	1.74