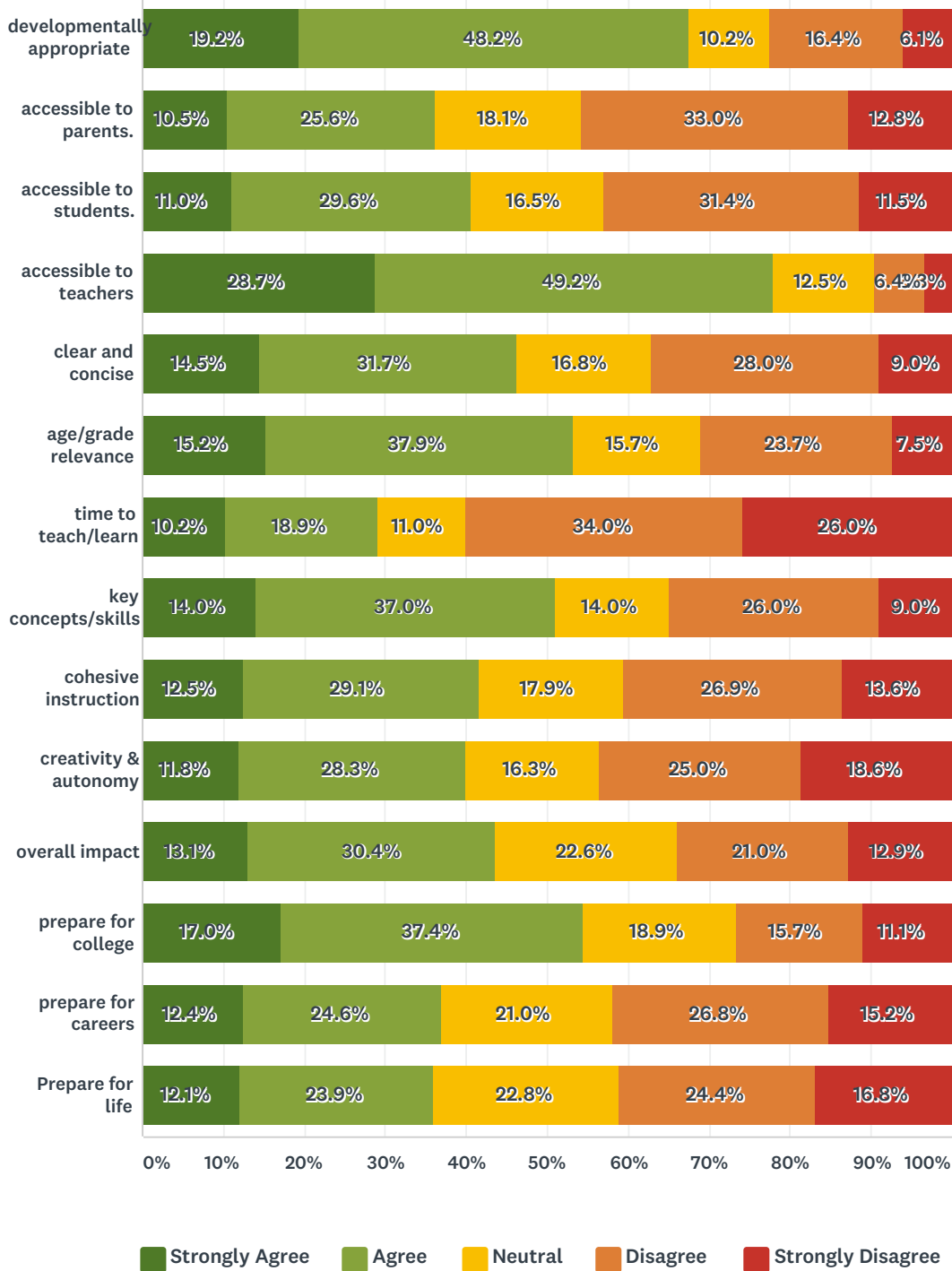


Q4 Please rate the following statements based on the current English Language Arts standards. The current standards:

Answered: 1,123 Skipped: 0



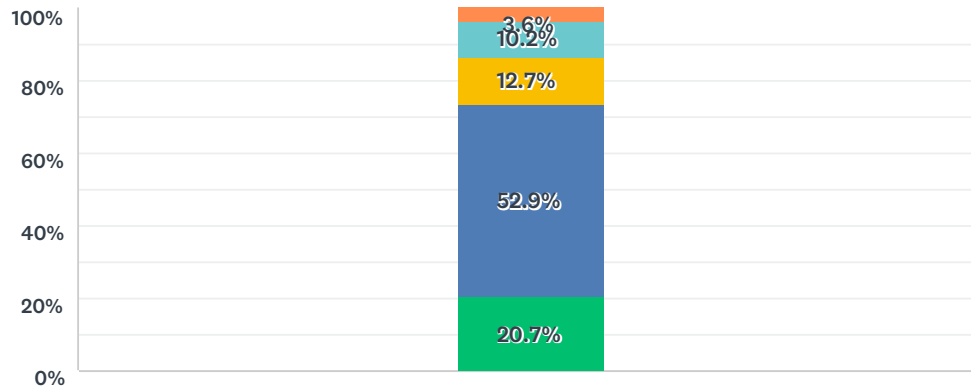
	STRONGLY AGREE	AGREE	NEUTRAL	DISAGREE	STRONGLY DISAGREE	TOTAL	WEIGHTED AVERAGE
developmentally appropriate	19.2%	48.2%	10.2%	16.4%	6.1%	1,119	2.42
	215	539	114	183	68		

English Language Arts (ELA) Survey 2019

accessible to parents.	10.5% 117	25.6% 286	18.1% 202	33.0% 369	12.8% 143	1,117	3.12
accessible to students.	11.0% 123	29.6% 331	16.5% 185	31.4% 352	11.5% 129	1,120	3.03
accessible to teachers	28.7% 320	49.2% 549	12.5% 139	6.4% 71	3.3% 37	1,116	2.06
clear and concise	14.5% 161	31.7% 351	16.8% 186	28.0% 311	9.0% 100	1,109	2.85
age/grade relevance	15.2% 170	37.9% 425	15.7% 176	23.7% 265	7.5% 84	1,120	2.70
time to teach/learn	10.2% 114	18.9% 212	11.0% 123	34.0% 381	26.0% 291	1,121	3.47
key concepts/skills	14.0% 157	37.0% 415	14.0% 157	26.0% 291	9.0% 101	1,121	2.79
cohesive instruction	12.5% 140	29.1% 326	17.9% 200	26.9% 301	13.6% 152	1,119	3.00
creativity & autonomy	11.8% 132	28.3% 317	16.3% 183	25.0% 280	18.6% 209	1,121	3.10
overall impact	13.1% 147	30.4% 341	22.6% 253	21.0% 235	12.9% 145	1,121	2.90
prepare for college	17.0% 190	37.4% 418	18.9% 211	15.7% 175	11.1% 124	1,118	2.66
prepare for careers	12.4% 138	24.6% 275	21.0% 235	26.8% 299	15.2% 170	1,117	3.08
Prepare for life	12.1% 134	23.9% 264	22.8% 252	24.4% 270	16.8% 186	1,106	3.10

Q5 Rigor by Grade Level

Answered: 1,122 Skipped: 1



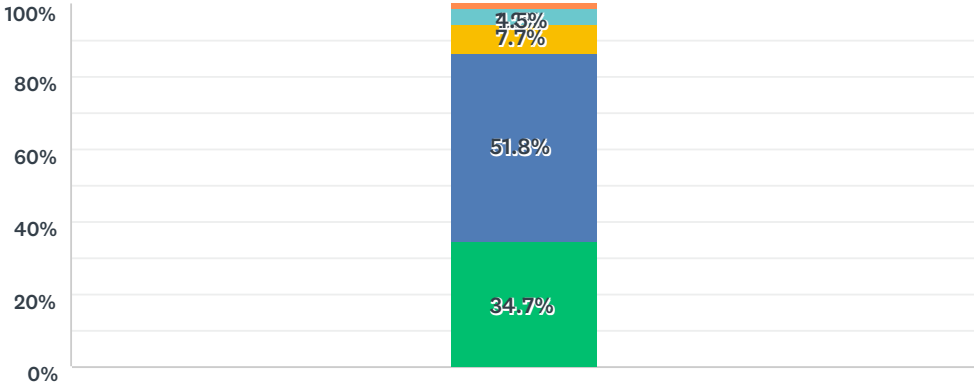
Rate the level of rigor for the age/grade level to which they are assigned.

- Too rigorous for the age/grade level
- Appropriate level of rigor for the age/grade level
- Neutral
- Somewhat rigorous for the age/grade level
- Not rigorous for the age/grade level

	TOO RIGOROUS FOR THE AGE/GRADE LEVEL	APPROPRIATE LEVEL OF RIGOR FOR THE AGE/GRADE LEVEL	NEUTRAL	SOMEWHAT RIGOROUS FOR THE AGE/GRADE LEVEL	NOT RIGOROUS FOR THE AGE/GRADE LEVEL	TOTAL	WEIGHTED AVERAGE
Rate the level of rigor for the age/grade level to which they are assigned.	20.7% 232	52.9% 593	12.7% 143	10.2% 114	3.6% 40	1,122	2.23

Q6 Emphasis on standards

Answered: 1,123 Skipped: 0



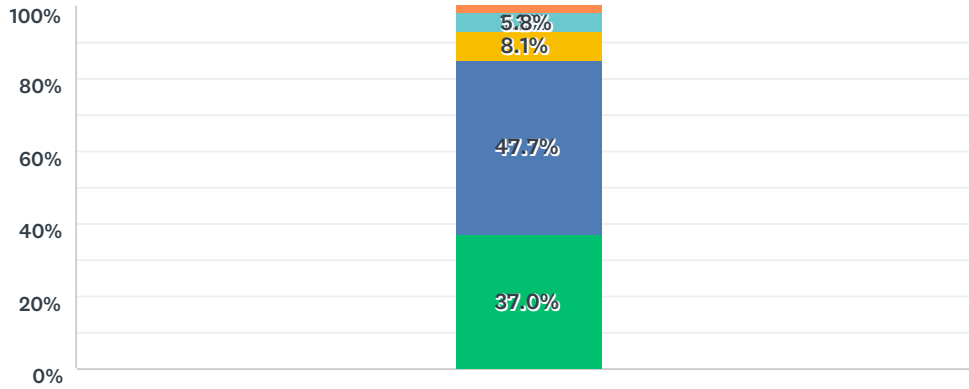
Rate the level of emphasis on the standards within your school.

■ Too much emphasis
 ■ Appropriate level emphasis
 ■ Neutral
■ Some level of emphasis
 ■ No emphasis

	TOO MUCH EMPHASIS	APPROPRIATE LEVEL EMPHASIS	NEUTRAL	SOME LEVEL OF EMPHASIS	NO EMPHASIS	TOTAL	WEIGHTED AVERAGE
Rate the level of emphasis on the standards within your school.	34.7% 390	51.8% 582	7.7% 87	4.5% 51	1.2% 13	1,123	1.86

Q7 Standards Drive Instruction

Answered: 1,123 Skipped: 0



Rate the degree to which the standards drive local/classroom instructional or curricular decisions and practices.

■ Too influential
 ■ Appropriate level of influence
 ■ Neutral
■ Some level of influence
 ■ No influence

	TOO INFLUENTIAL	APPROPRIATE LEVEL OF INFLUENCE	NEUTRAL	SOME LEVEL OF INFLUENCE	NO INFLUENCE	TOTAL	WEIGHTED AVERAGE
Rate the degree to which the standards drive local/classroom instructional or curricular decisions and practices.	37.0% 416	47.7% 536	8.1% 91	5.8% 65	1.3% 15	1,123	1.87