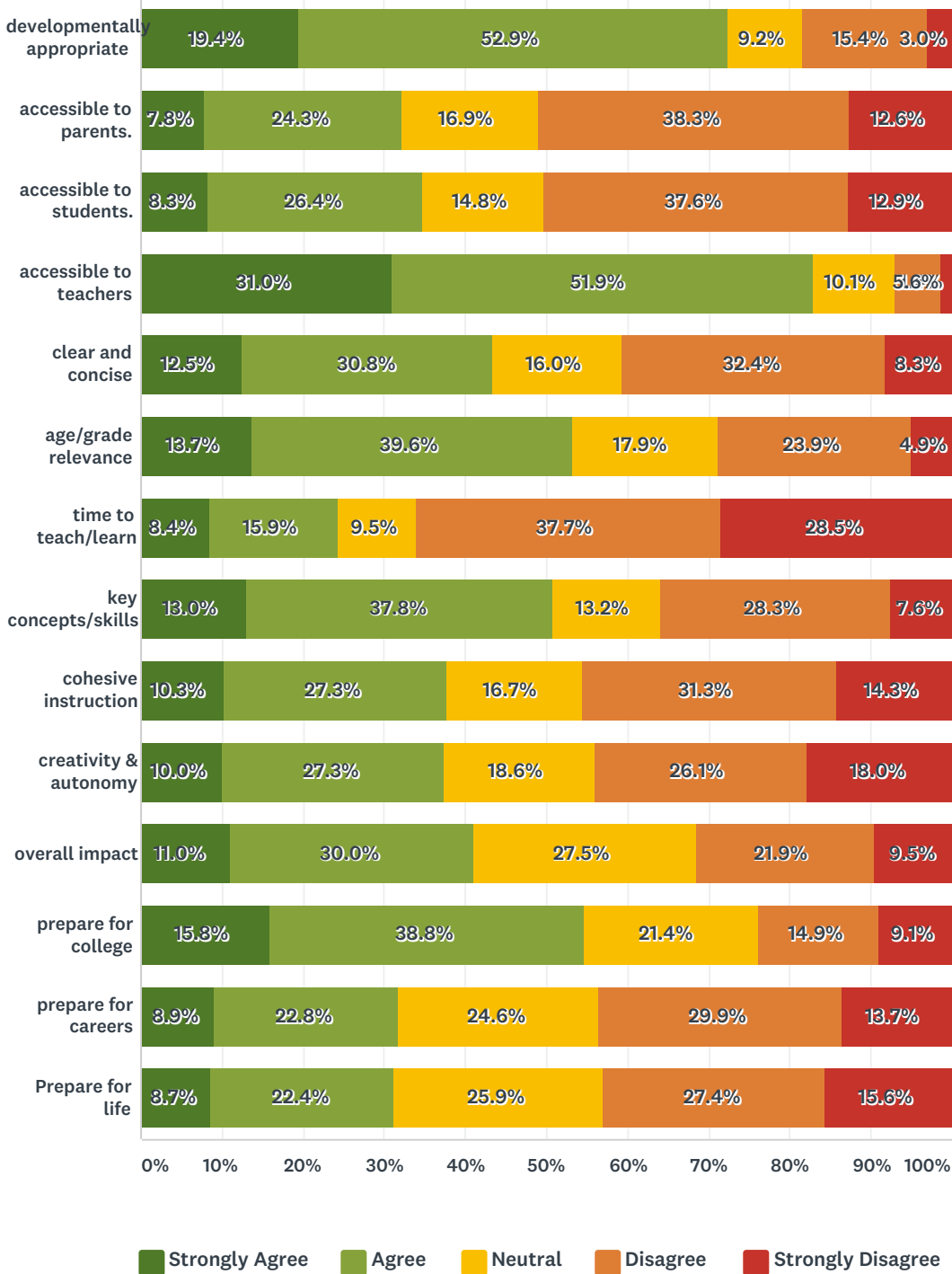


Q4 Please rate the following statements based on the current English Language Arts standards. The current standards:

Answered: 630 Skipped: 0



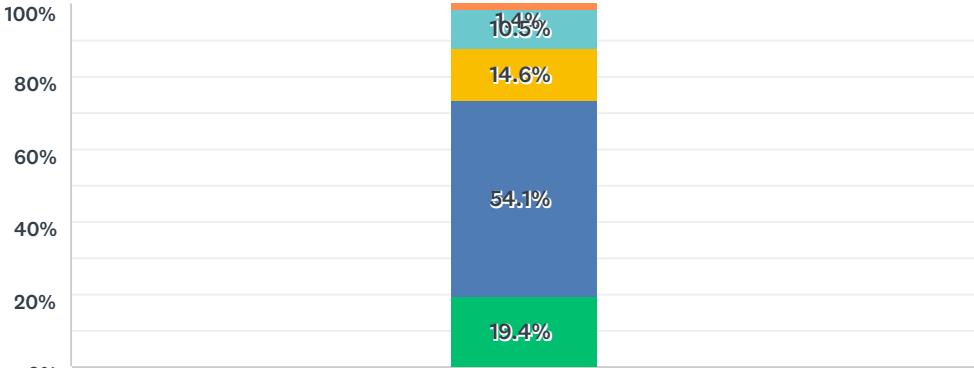
	STRONGLY AGREE	AGREE	NEUTRAL	DISAGREE	STRONGLY DISAGREE	TOTAL	WEIGHTED AVERAGE
developmentally appropriate	19.4%	52.9%	9.2%	15.4%	3.0%	629	2.30
	122	333	58	97	19		

English Language Arts (ELA) Survey 2019

accessible to parents.	7.8% 49	24.3% 152	16.9% 106	38.3% 240	12.6% 79	626	3.24
accessible to students.	8.3% 52	26.4% 166	14.8% 93	37.6% 236	12.9% 81	628	3.20
accessible to teachers	31.0% 194	51.9% 325	10.1% 63	5.6% 35	1.4% 9	626	1.95
clear and concise	12.5% 78	30.8% 193	16.0% 100	32.4% 203	8.3% 52	626	2.93
age/grade relevance	13.7% 86	39.6% 248	17.9% 112	23.9% 150	4.9% 31	627	2.67
time to teach/learn	8.4% 53	15.9% 100	9.5% 60	37.7% 237	28.5% 179	629	3.62
key concepts/skills	13.0% 82	37.8% 238	13.2% 83	28.3% 178	7.6% 48	629	2.80
cohesive instruction	10.3% 65	27.3% 172	16.7% 105	31.3% 197	14.3% 90	629	3.12
creativity & autonomy	10.0% 63	27.3% 172	18.6% 117	26.1% 164	18.0% 113	629	3.15
overall impact	11.0% 69	30.0% 189	27.5% 173	21.9% 138	9.5% 60	629	2.89
prepare for college	15.8% 99	38.8% 243	21.4% 134	14.9% 93	9.1% 57	626	2.63
prepare for careers	8.9% 56	22.8% 143	24.6% 154	29.9% 187	13.7% 86	626	3.17
Prepare for life	8.7% 54	22.4% 139	25.9% 161	27.4% 170	15.6% 97	621	3.19

Q5 Rigor by Grade Level

Answered: 629 Skipped: 1



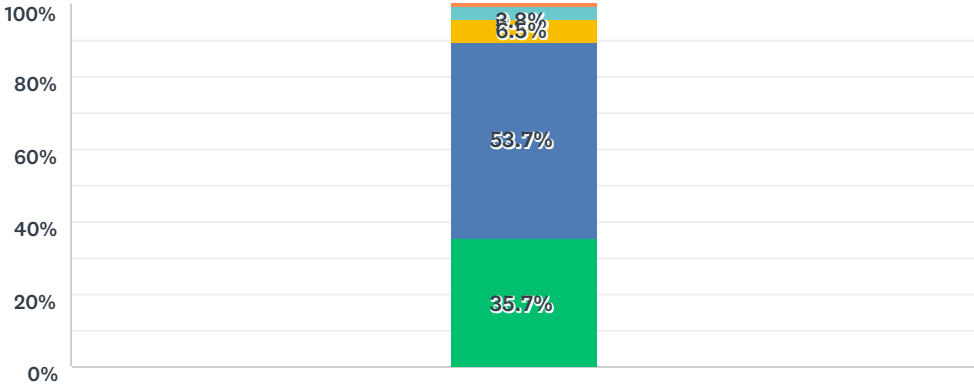
Rate the level of rigor for the age/grade level to which they are assigned.

- Too rigorous for the age/grade level
- Appropriate level of rigor for the age/grade level
- Neutral
- Somewhat rigorous for the age/grade level
- Not rigorous for the age/grade level

	TOO RIGOROUS FOR THE AGE/GRADE LEVEL	APPROPRIATE LEVEL OF RIGOR FOR THE AGE/GRADE LEVEL	NEUTRAL	SOMEWHAT RIGOROUS FOR THE AGE/GRADE LEVEL	NOT RIGOROUS FOR THE AGE/GRADE LEVEL	TOTAL	WEIGHTED AVERAGE
Rate the level of rigor for the age/grade level to which they are assigned.	19.4% 122	54.1% 340	14.6% 92	10.5% 66	1.4% 9	629	2.21

Q6 Emphasis on standards

Answered: 630 Skipped: 0



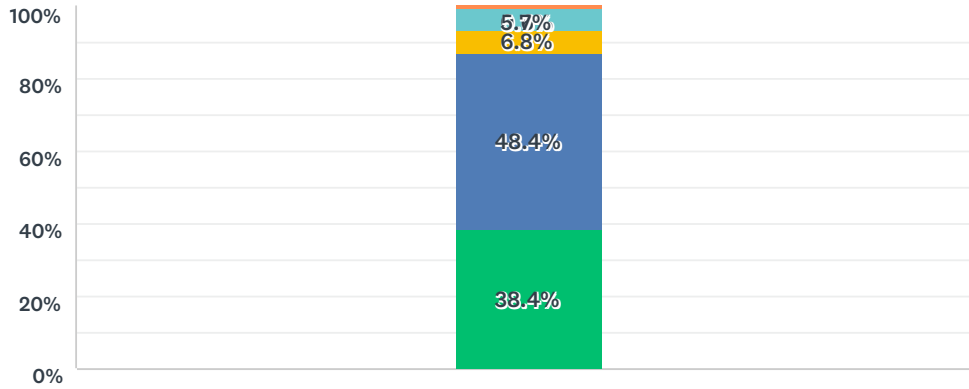
Rate the level of emphasis on the standards within your school.

■ Too much emphasis
 ■ Appropriate level emphasis
 ■ Neutral
■ Some level of emphasis
 ■ No emphasis

	TOO MUCH EMPHASIS	APPROPRIATE LEVEL EMPHASIS	NEUTRAL	SOME LEVEL OF EMPHASIS	NO EMPHASIS	TOTAL	WEIGHTED AVERAGE
Rate the level of emphasis on the standards within your school.	35.7% 225	53.7% 338	6.5% 41	3.8% 24	0.3% 2	630	1.79

Q7 Standards Drive Instruction

Answered: 630 Skipped: 0



Rate the degree to which the standards drive local/classroom instructional or curricular decisions and practices.

■ Too influential
 ■ Appropriate level of influence
 ■ Neutral
■ Some level of influence
 ■ No influence

	TOO INFLUENTIAL	APPROPRIATE LEVEL OF INFLUENCE	NEUTRAL	SOME LEVEL OF INFLUENCE	NO INFLUENCE	TOTAL	WEIGHTED AVERAGE
Rate the degree to which the standards drive local/classroom instructional or curricular decisions and practices.	38.4% 242	48.4% 305	6.8% 43	5.7% 36	0.6% 4	630	1.82