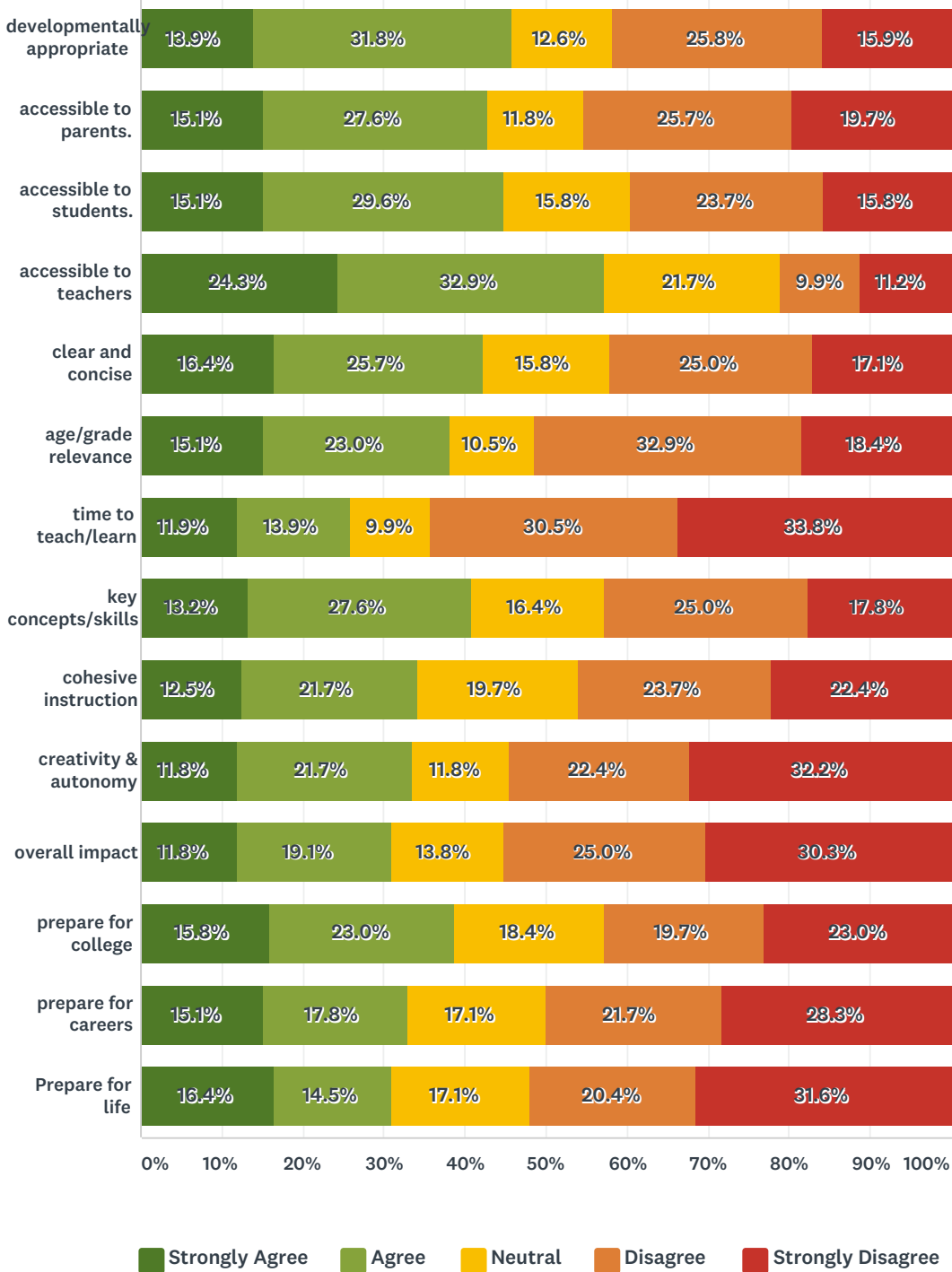


Q4 Please rate the following statements based on the current English Language Arts standards. The current standards:

Answered: 152 Skipped: 0



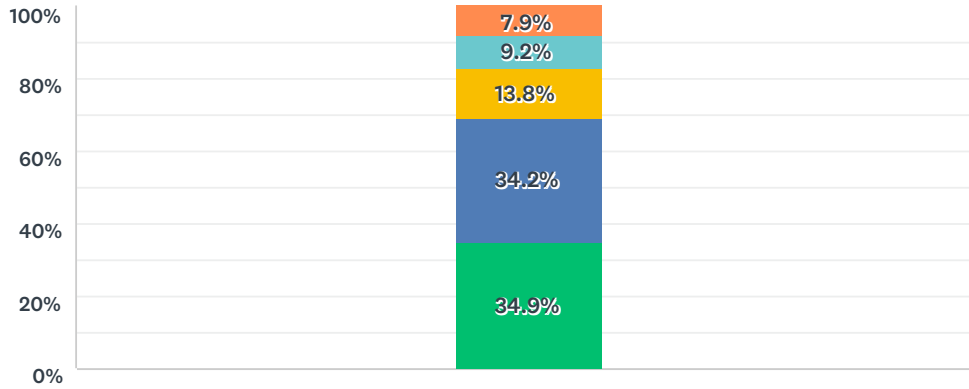
	STRONGLY AGREE	AGREE	NEUTRAL	DISAGREE	STRONGLY DISAGREE	TOTAL	WEIGHTED AVERAGE
developmentally appropriate	13.9% 21	31.8% 48	12.6% 19	25.8% 39	15.9% 24	151	2.98

English Language Arts (ELA) Survey 2019

accessible to parents.	15.1% 23	27.6% 42	11.8% 18	25.7% 39	19.7% 30	152	3.07
accessible to students.	15.1% 23	29.6% 45	15.8% 24	23.7% 36	15.8% 24	152	2.95
accessible to teachers	24.3% 37	32.9% 50	21.7% 33	9.9% 15	11.2% 17	152	2.51
clear and concise	16.4% 25	25.7% 39	15.8% 24	25.0% 38	17.1% 26	152	3.01
age/grade relevance	15.1% 23	23.0% 35	10.5% 16	32.9% 50	18.4% 28	152	3.16
time to teach/learn	11.9% 18	13.9% 21	9.9% 15	30.5% 46	33.8% 51	151	3.60
key concepts/skills	13.2% 20	27.6% 42	16.4% 25	25.0% 38	17.8% 27	152	3.07
cohesive instruction	12.5% 19	21.7% 33	19.7% 30	23.7% 36	22.4% 34	152	3.22
creativity & autonomy	11.8% 18	21.7% 33	11.8% 18	22.4% 34	32.2% 49	152	3.41
overall impact	11.8% 18	19.1% 29	13.8% 21	25.0% 38	30.3% 46	152	3.43
prepare for college	15.8% 24	23.0% 35	18.4% 28	19.7% 30	23.0% 35	152	3.11
prepare for careers	15.1% 23	17.8% 27	17.1% 26	21.7% 33	28.3% 43	152	3.30
Prepare for life	16.4% 25	14.5% 22	17.1% 26	20.4% 31	31.6% 48	152	3.36

Q5 Rigor by Grade Level

Answered: 152 Skipped: 0



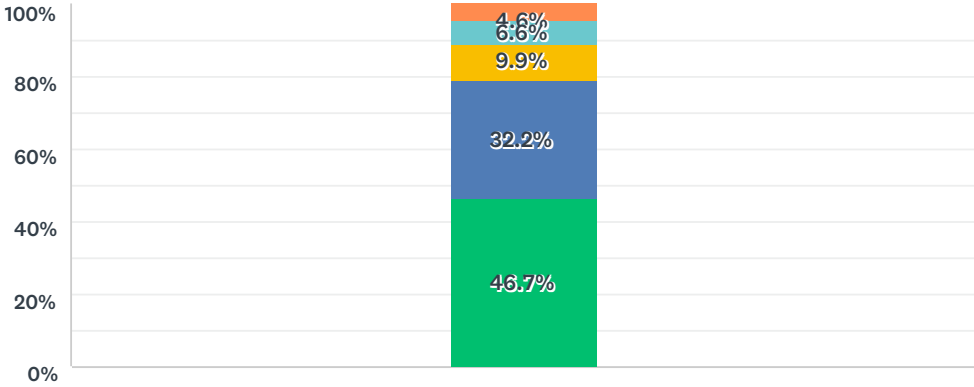
Rate the level of rigor for the age/grade level to which they are assigned.

- Too rigorous for the age/grade level
- Appropriate level of rigor for the age/grade level
- Neutral
- Somewhat rigorous for the age/grade level
- Not rigorous for the age/grade level

	TOO RIGOROUS FOR THE AGE/GRADE LEVEL	APPROPRIATE LEVEL OF RIGOR FOR THE AGE/GRADE LEVEL	NEUTRAL	SOMEWHAT RIGOROUS FOR THE AGE/GRADE LEVEL	NOT RIGOROUS FOR THE AGE/GRADE LEVEL	TOTAL	WEIGHTED AVERAGE
Rate the level of rigor for the age/grade level to which they are assigned.	34.9% 53	34.2% 52	13.8% 21	9.2% 14	7.9% 12	152	2.21

Q6 Emphasis on standards

Answered: 152 Skipped: 0



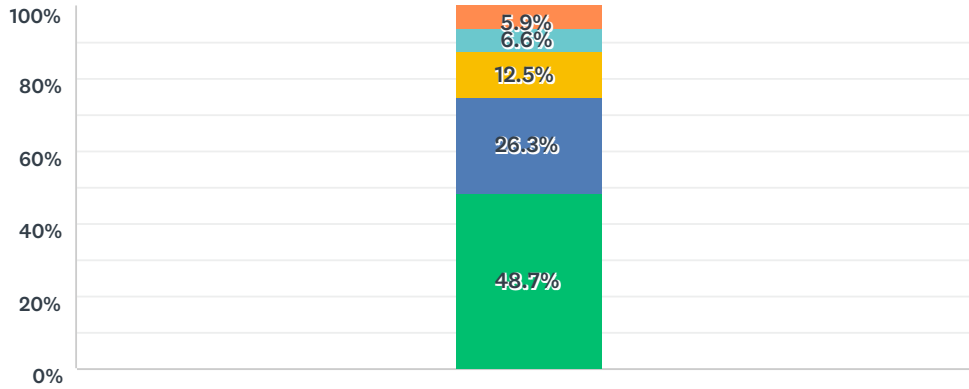
Rate the level of emphasis on the standards within your school.

■ Too much emphasis
 ■ Appropriate level emphasis
 ■ Neutral
■ Some level of emphasis
 ■ No emphasis

	TOO MUCH EMPHASIS	APPROPRIATE LEVEL EMPHASIS	NEUTRAL	SOME LEVEL OF EMPHASIS	NO EMPHASIS	TOTAL	WEIGHTED AVERAGE
Rate the level of emphasis on the standards within your school.	46.7% 71	32.2% 49	9.9% 15	6.6% 10	4.6% 7	152	1.90

Q7 Standards Drive Instruction

Answered: 152 Skipped: 0



Rate the degree to which the standards drive local/classroom instructional or curricular decisions and practices.

■ Too influential
 ■ Appropriate level of influence
 ■ Neutral
■ Some level of influence
 ■ No influence

	TOO INFLUENTIAL	APPROPRIATE LEVEL OF INFLUENCE	NEUTRAL	SOME LEVEL OF INFLUENCE	NO INFLUENCE	TOTAL	WEIGHTED AVERAGE
Rate the degree to which the standards drive local/classroom instructional or curricular decisions and practices.	48.7% 74	26.3% 40	12.5% 19	6.6% 10	5.9% 9	152	1.95