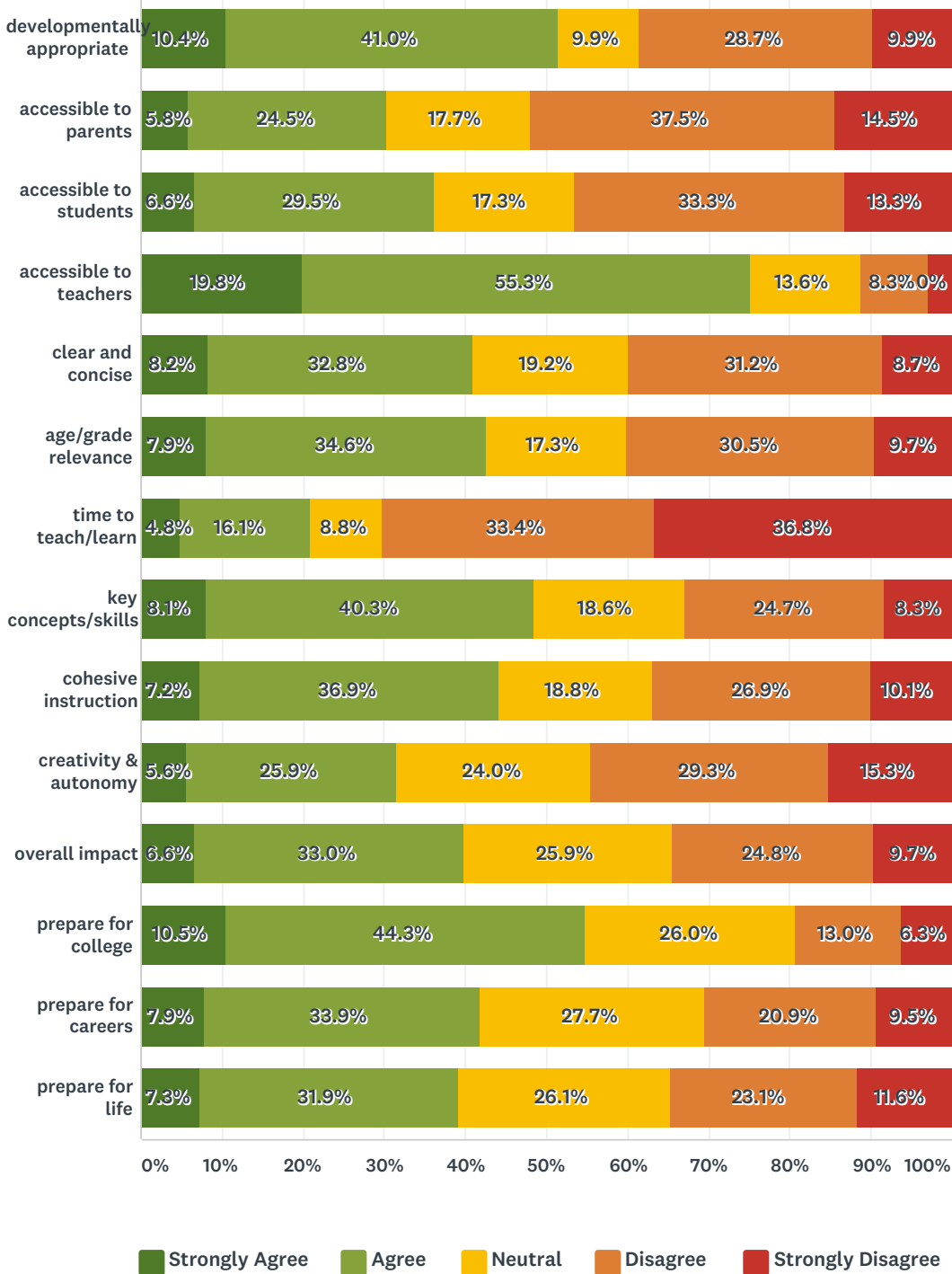


Q4 Please rate the following statements based on the current Mathematics standards. The current standards:

Answered: 8,778 Skipped: 4



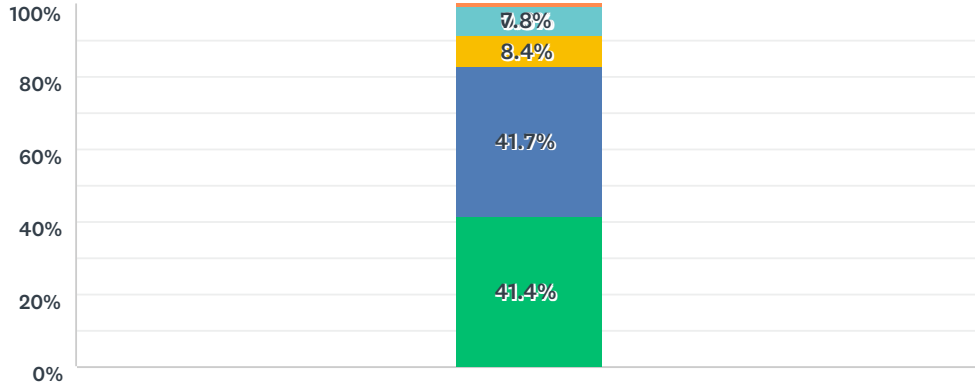
	STRONGLY AGREE	AGREE	NEUTRAL	DISAGREE	STRONGLY DISAGREE	TOTAL	WEIGHTED AVERAGE
developmentally appropriate	10.4%	41.0%	9.9%	28.7%	9.9%	8,754	2.87
	914	3,593	869	2,513	865		

Mathematics Survey 2019

accessible to parents	5.8% 511	24.5% 2,143	17.7% 1,546	37.5% 3,282	14.5% 1,271	8,753	3.30
accessible to students	6.6% 580	29.5% 2,571	17.3% 1,509	33.3% 2,906	13.3% 1,162	8,728	3.17
accessible to teachers	19.8% 1,729	55.3% 4,828	13.6% 1,184	8.3% 725	3.0% 259	8,725	2.19
clear and concise	8.2% 712	32.8% 2,849	19.2% 1,667	31.2% 2,710	8.7% 757	8,695	2.99
age/grade relevance	7.9% 693	34.6% 3,019	17.3% 1,511	30.5% 2,664	9.7% 846	8,733	2.99
time to teach/learn	4.8% 423	16.1% 1,410	8.8% 770	33.4% 2,930	36.8% 3,228	8,761	3.81
key concepts/skills	8.1% 708	40.3% 3,521	18.6% 1,630	24.7% 2,158	8.3% 729	8,746	2.85
cohesive instruction	7.2% 633	36.9% 3,225	18.8% 1,648	26.9% 2,355	10.1% 882	8,743	2.96
creativity & autonomy	5.6% 490	25.9% 2,258	24.0% 2,091	29.3% 2,554	15.3% 1,336	8,729	3.23
overall impact	6.6% 580	33.0% 2,883	25.9% 2,258	24.8% 2,163	9.7% 845	8,729	2.98
prepare for college	10.5% 917	44.3% 3,864	26.0% 2,266	13.0% 1,133	6.3% 550	8,730	2.60
prepare for careers	7.9% 688	33.9% 2,956	27.7% 2,418	20.9% 1,822	9.5% 830	8,714	2.90
prepare for life	7.3% 632	31.9% 2,769	26.1% 2,265	23.1% 2,002	11.6% 1,010	8,678	3.00

Q5 Rigor by Grade Level

Answered: 8,733 Skipped: 49



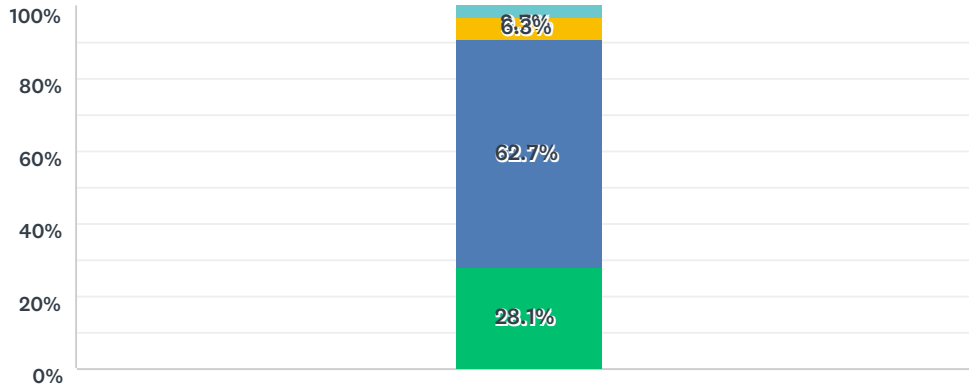
Rate the level of rigor for the age/grade level to which they are assigned.

- Too rigorous for the age/grade level
- Appropriate level of rigor for the age/grade level
- Neutral
- Somewhat rigorous for the age/grade level
- Not rigorous for the age/grade level

	TOO RIGOROUS FOR THE AGE/GRADE LEVEL	APPROPRIATE LEVEL OF RIGOR FOR THE AGE/GRADE LEVEL	NEUTRAL	SOMEWHAT RIGOROUS FOR THE AGE/GRADE LEVEL	NOT RIGOROUS FOR THE AGE/GRADE LEVEL	TOTAL	WEIGHTED AVERAGE
Rate the level of rigor for the age/grade level to which they are assigned.	41.4% 3,618	41.7% 3,640	8.4% 735	7.8% 685	0.6% 55	8,733	1.85

Q6 Emphasis on standards

Answered: 8,753 Skipped: 29



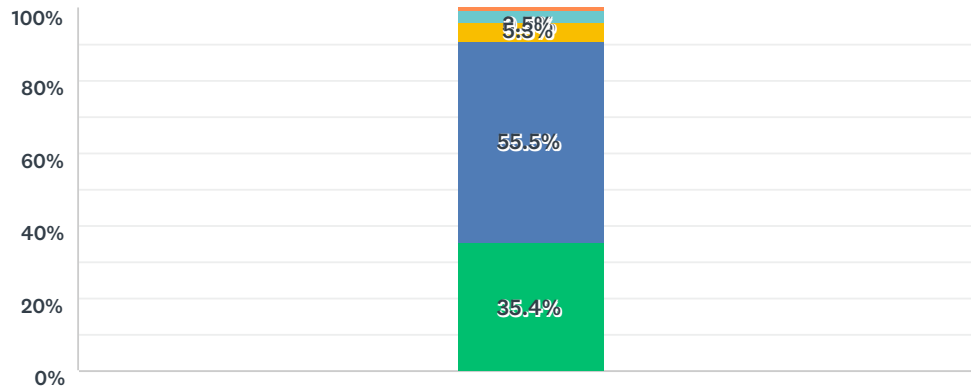
Rate the level of emphasis on the standards within your school.

■ Too much emphasis
 ■ Appropriate level emphasis
 ■ Neutral
■ Some level of emphasis
 ■ No emphasis

	TOO MUCH EMPHASIS	APPROPRIATE LEVEL EMPHASIS	NEUTRAL	SOME LEVEL OF EMPHASIS	NO EMPHASIS	TOTAL	WEIGHTED AVERAGE
Rate the level of emphasis on the standards within your school.	28.1% 2,458	62.7% 5,492	6.3% 553	2.7% 236	0.2% 14	8,753	1.84

Q7 Standards Drive Instruction

Answered: 8,762 Skipped: 20



Rate the degree to which the standards drive local/classroom instructional or curricular decisions and practices.

■ Too influential
 ■ Appropriate level of influence
 ■ Neutral
■ Some level of influence
 ■ No influence

	TOO INFLUENTIAL	APPROPRIATE LEVEL OF INFLUENCE	NEUTRAL	SOME LEVEL OF INFLUENCE	NO INFLUENCE	TOTAL	WEIGHTED AVERAGE
Rate the degree to which the standards drive local/classroom instructional or curricular decisions and practices.	35.4% 3,099	55.5% 4,861	5.3% 462	3.5% 303	0.4% 37	8,762	1.78