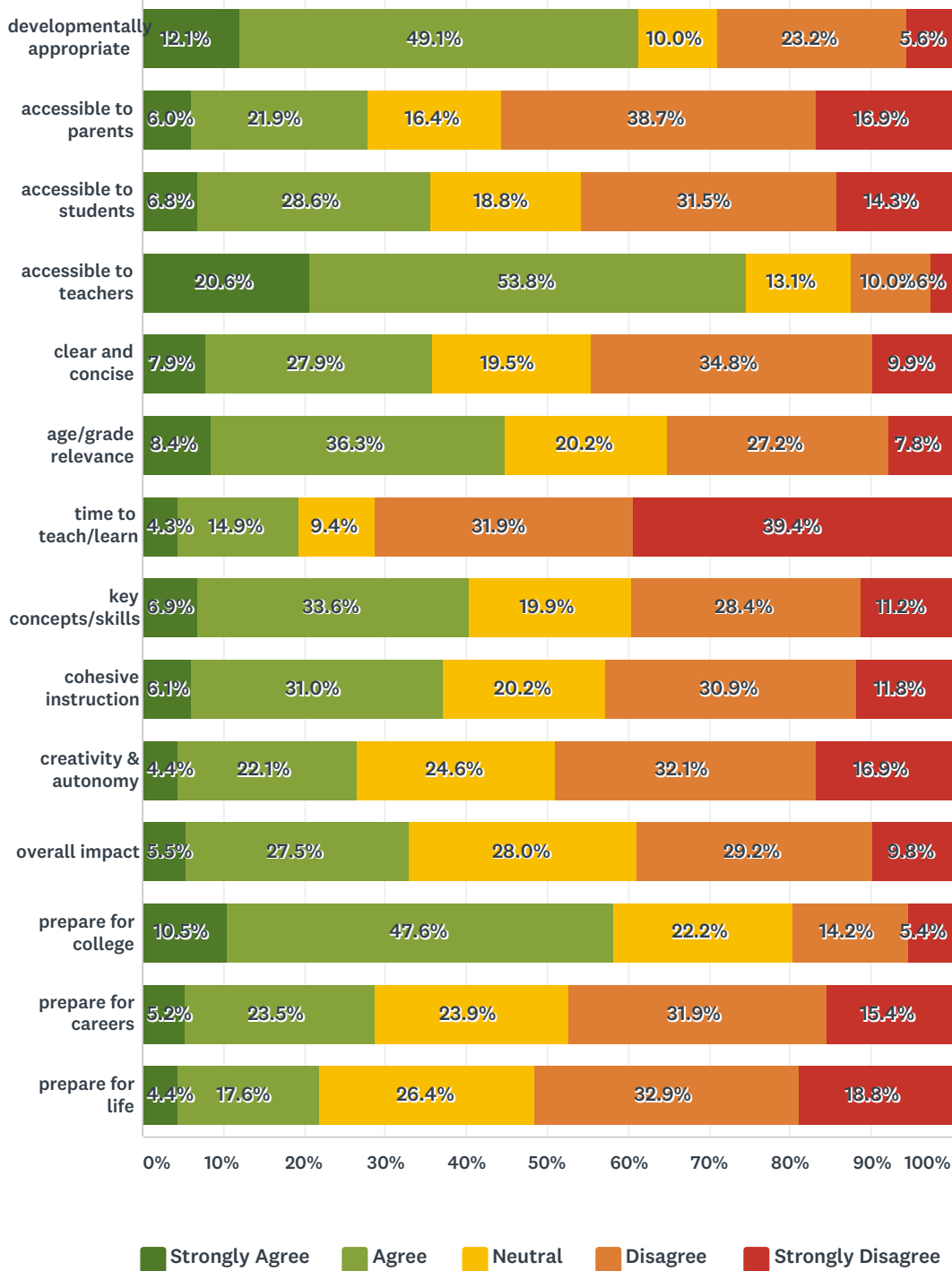


Q4 Please rate the following statements based on the current Mathematics standards. The current standards:

Answered: 1,179 Skipped: 0



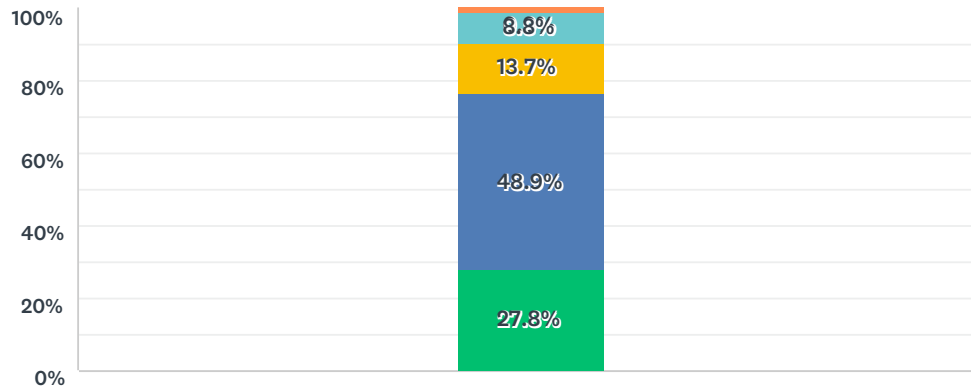
	STRONGLY AGREE	AGREE	NEUTRAL	DISAGREE	STRONGLY DISAGREE	TOTAL	WEIGHTED AVERAGE
developmentally appropriate	12.1%	49.1%	10.0%	23.2%	5.6%	1,172	2.61
	142	575	117	272	66		

Mathematics Survey 2019

accessible to parents	6.0% 71	21.9% 258	16.4% 193	38.7% 455	16.9% 199	1,176	3.39
accessible to students	6.8% 80	28.6% 336	18.8% 220	31.5% 369	14.3% 168	1,173	3.18
accessible to teachers	20.6% 242	53.8% 630	13.1% 153	10.0% 117	2.6% 30	1,172	2.20
clear and concise	7.9% 93	27.9% 327	19.5% 229	34.8% 408	9.9% 116	1,173	3.11
age/grade relevance	8.4% 99	36.3% 425	20.2% 237	27.2% 319	7.8% 92	1,172	2.90
time to teach/learn	4.3% 51	14.9% 176	9.4% 111	31.9% 376	39.4% 464	1,178	3.87
key concepts/skills	6.9% 81	33.6% 394	19.9% 234	28.4% 333	11.2% 132	1,174	3.03
cohesive instruction	6.1% 72	31.0% 364	20.2% 238	30.9% 363	11.8% 139	1,176	3.11
creativity & autonomy	4.4% 51	22.1% 259	24.6% 288	32.1% 376	16.9% 198	1,172	3.35
overall impact	5.5% 64	27.5% 323	28.0% 329	29.2% 343	9.8% 115	1,174	3.10
prepare for college	10.5% 123	47.6% 557	22.2% 260	14.2% 166	5.4% 63	1,169	2.56
prepare for careers	5.2% 61	23.5% 275	23.9% 279	31.9% 373	15.4% 180	1,168	3.29
prepare for life	4.4% 51	17.6% 205	26.4% 307	32.9% 383	18.8% 219	1,165	3.44

Q5 Rigor by Grade Level

Answered: 1,174 Skipped: 5



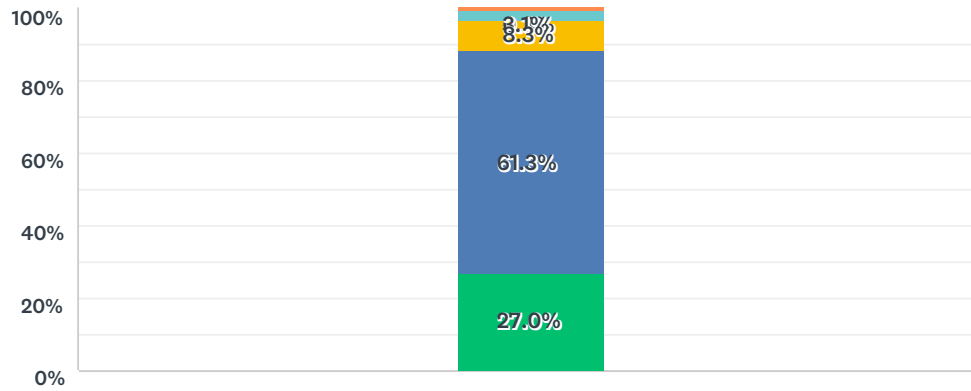
Rate the level of rigor for the age/grade level to which they are assigned.

- Too rigorous for the age/grade level
- Appropriate level of rigor for the age/grade level
- Neutral
- Somewhat rigorous for the age/grade level
- Not rigorous for the age/grade level

	TOO RIGOROUS FOR THE AGE/GRADE LEVEL	APPROPRIATE LEVEL OF RIGOR FOR THE AGE/GRADE LEVEL	NEUTRAL	SOMEWHAT RIGOROUS FOR THE AGE/GRADE LEVEL	NOT RIGOROUS FOR THE AGE/GRADE LEVEL	TOTAL	WEIGHTED AVERAGE
Rate the level of rigor for the age/grade level to which they are assigned.	27.8% 326	48.9% 574	13.7% 161	8.8% 103	0.9% 10	1,174	2.06

Q6 Emphasis on standards

Answered: 1,174 Skipped: 5



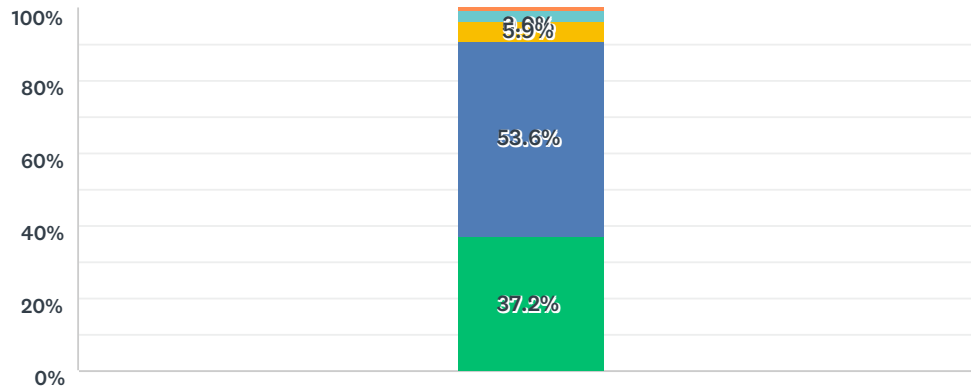
Rate the level of emphasis on the standards within your school.

■ Too much emphasis
 ■ Appropriate level emphasis
 ■ Neutral
■ Some level of emphasis
 ■ No emphasis

	TOO MUCH EMPHASIS	APPROPRIATE LEVEL EMPHASIS	NEUTRAL	SOME LEVEL OF EMPHASIS	NO EMPHASIS	TOTAL	WEIGHTED AVERAGE
Rate the level of emphasis on the standards within your school.	27.0% 317	61.3% 720	8.3% 97	3.1% 36	0.3% 4	1,174	1.88

Q7 Standards Drive Instruction

Answered: 1,177 Skipped: 2



Rate the degree to which the standards drive local/classroom instructional or curricular decisions and practices.

■ Too influential
 ■ Appropriate level of influence
 ■ Neutral
■ Some level of influence
 ■ No influence

	TOO INFLUENTIAL	APPROPRIATE LEVEL OF INFLUENCE	NEUTRAL	SOME LEVEL OF INFLUENCE	NO INFLUENCE	TOTAL	WEIGHTED AVERAGE
Rate the degree to which the standards drive local/classroom instructional or curricular decisions and practices.	37.2% 438	53.6% 631	5.9% 69	3.0% 35	0.3% 4	1,177	1.76