

Dr. John D. Barge, State School Superintendent
"Making Education Work for All Georgians"

SCHOOL BUS SAFETY - MIDDLE SCHOOL

School Bus Safety

- This unit will teach you about:
 - School bus stop safety
 - School bus danger zone
 - Loading & unloading
 - How to cross the road (if required)
 - Loading and unloading at school
 - Riding the bus safely
 - Emergency school bus evacuation



Bus Stop Safety

- **Important behaviors** at the bus stop:
 - Arrive 5 minutes before bus is scheduled
 - Go back home for help if you miss bus
 - Never walk to another stop
 - Never have parents drive to another stop
 - Bus driver will not know
 - Have all items in book bag before leaving home
 - Wait in safe place, 12 feet away from traffic
 - Do not cross before bus comes

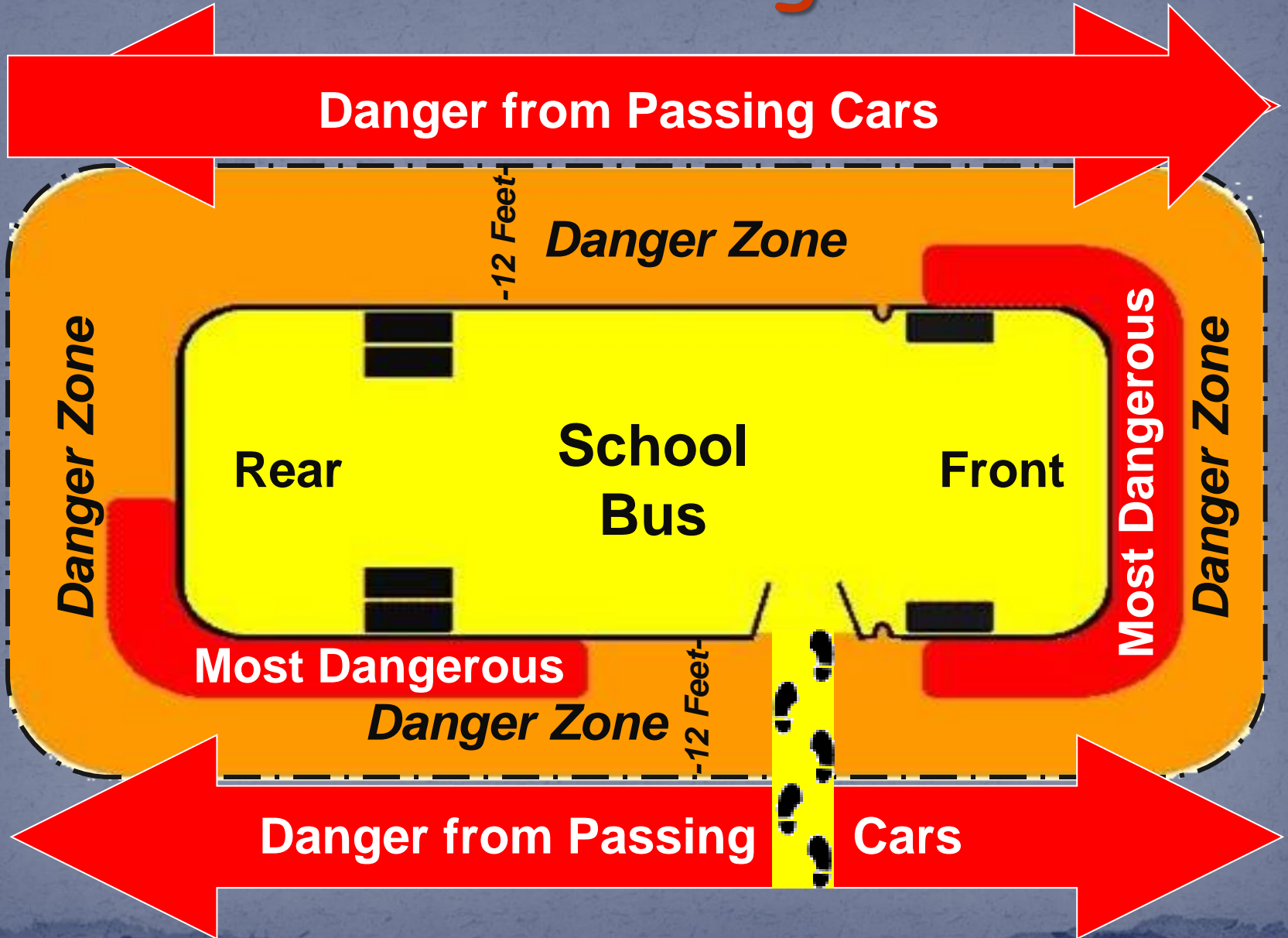


More Bus Stop Safety

- Never speak to strangers
- Respect property of others
- Keep noise down while waiting
- Stay away from road
- No horseplay, pushing or shoving
- Form a “single file” line 12 feet away from road
- Use no electronics when boarding

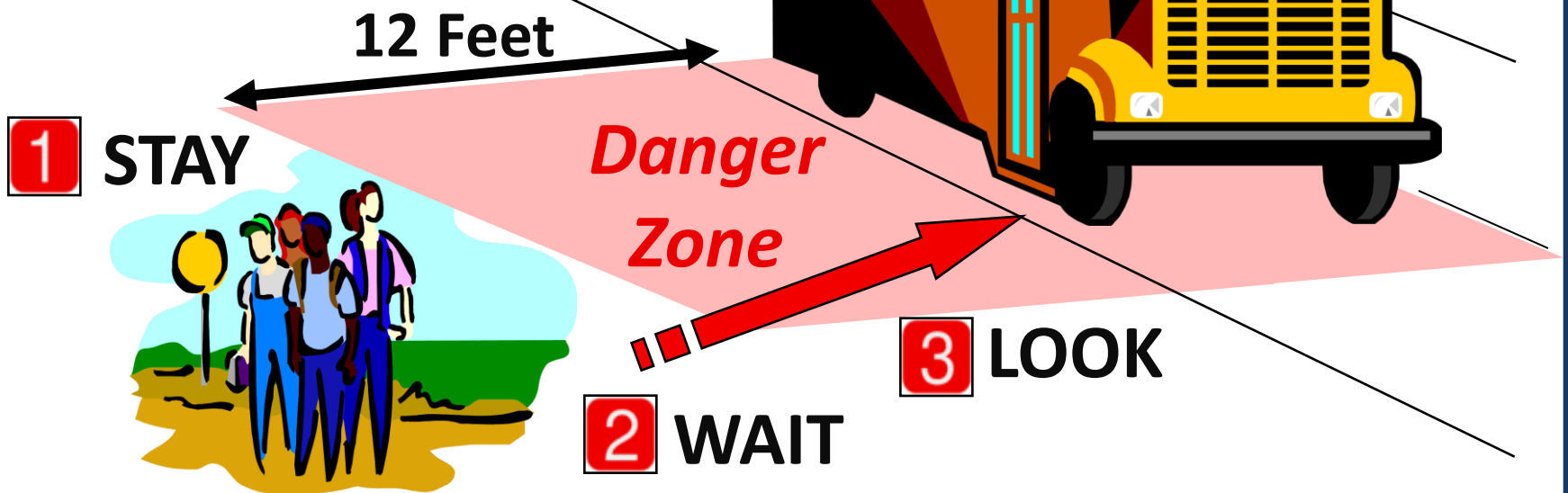


School Bus Danger Zone



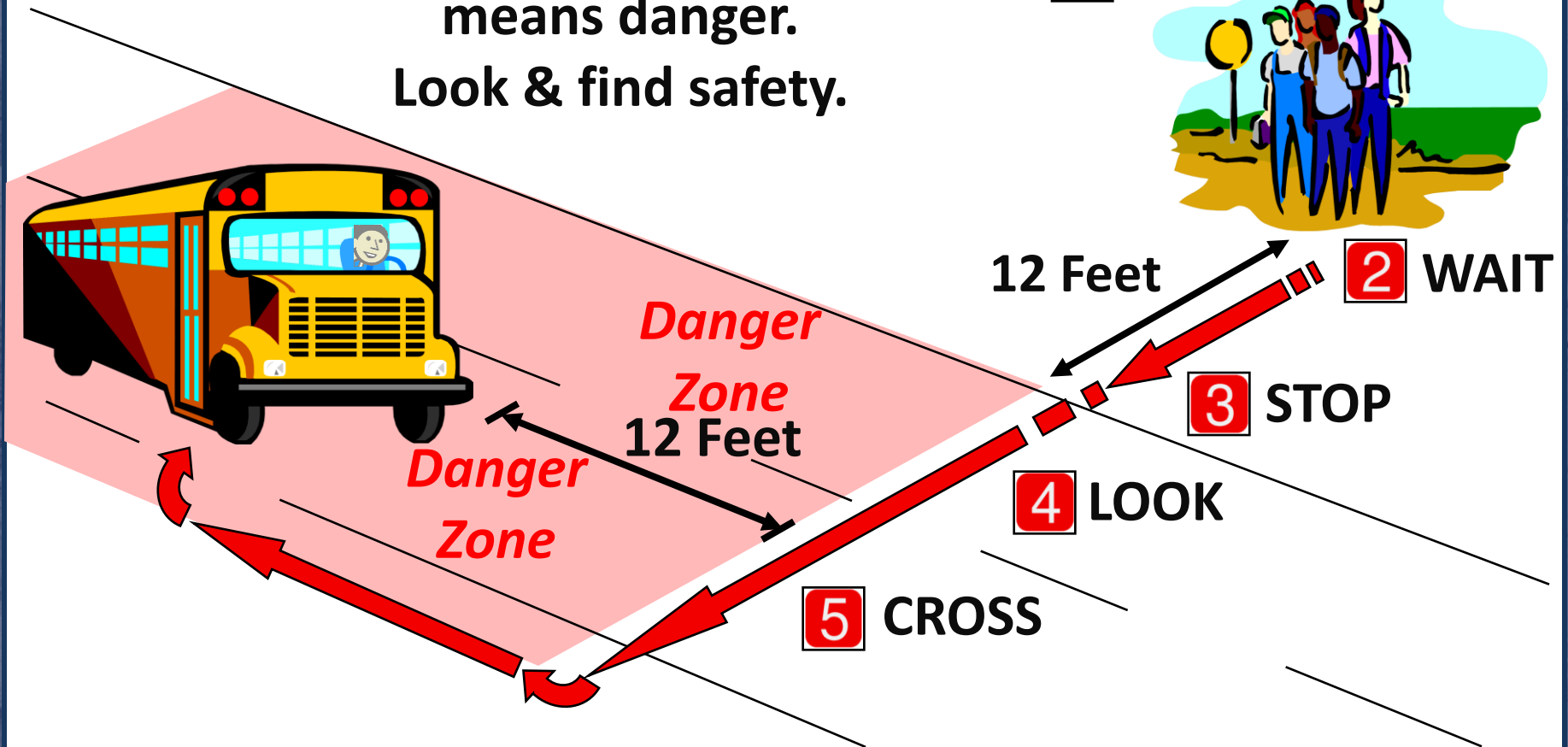
Loading from Door Side

A blowing bus horn
means danger.
Look & find safety.



Loading from Across Road

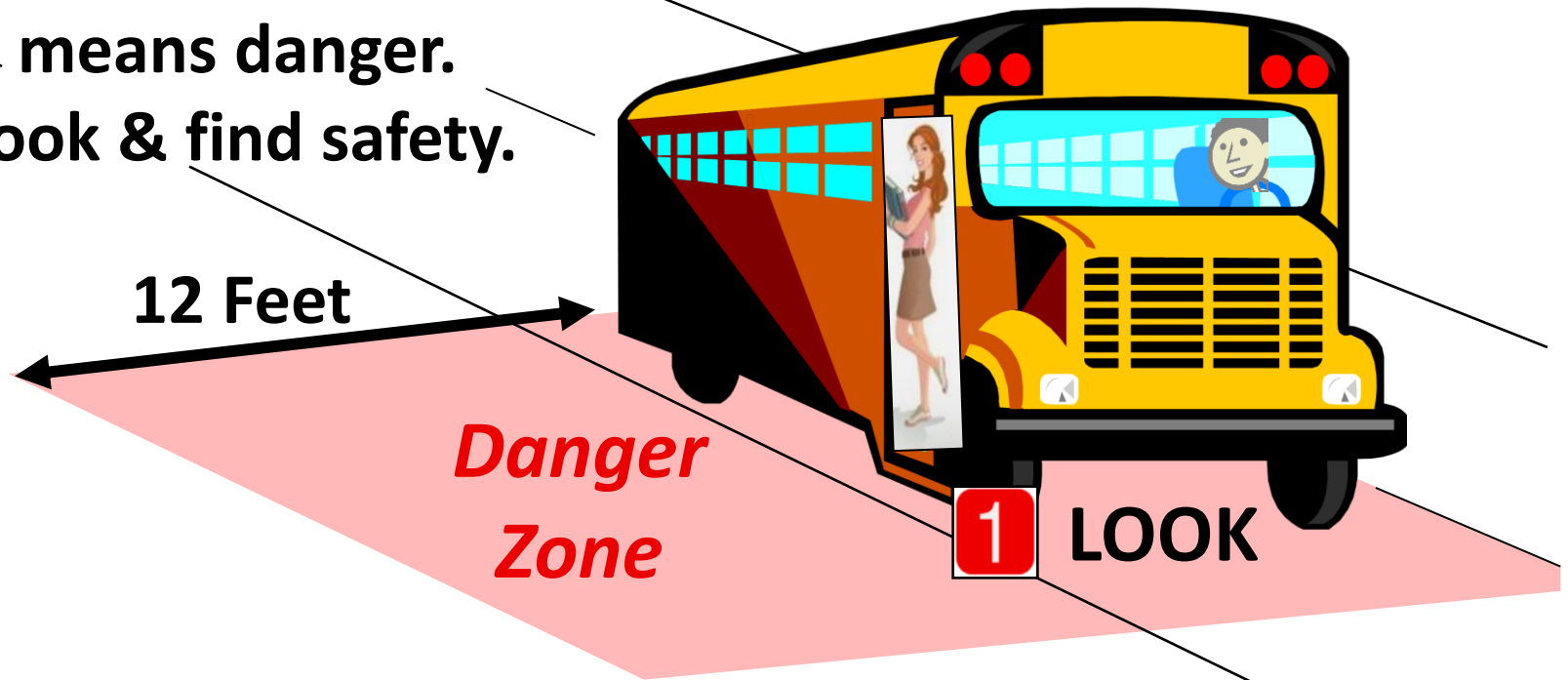
A blowing bus horn means danger.
Look & find safety.



Segment 2

Unloading to Door Side

A blowing bus horn
means danger.
Look & find safety.

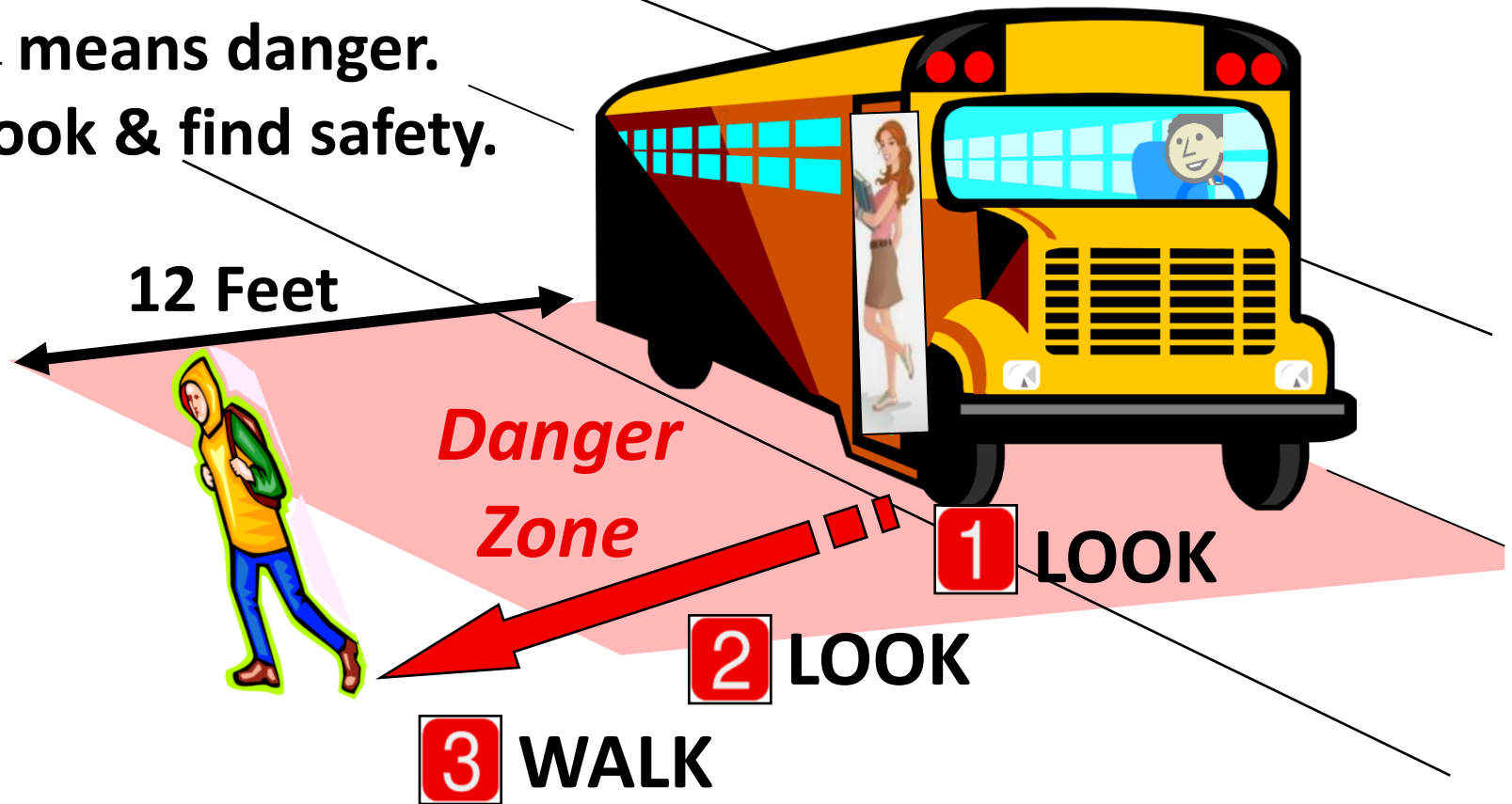


Student Responsibility - Look Before Exiting



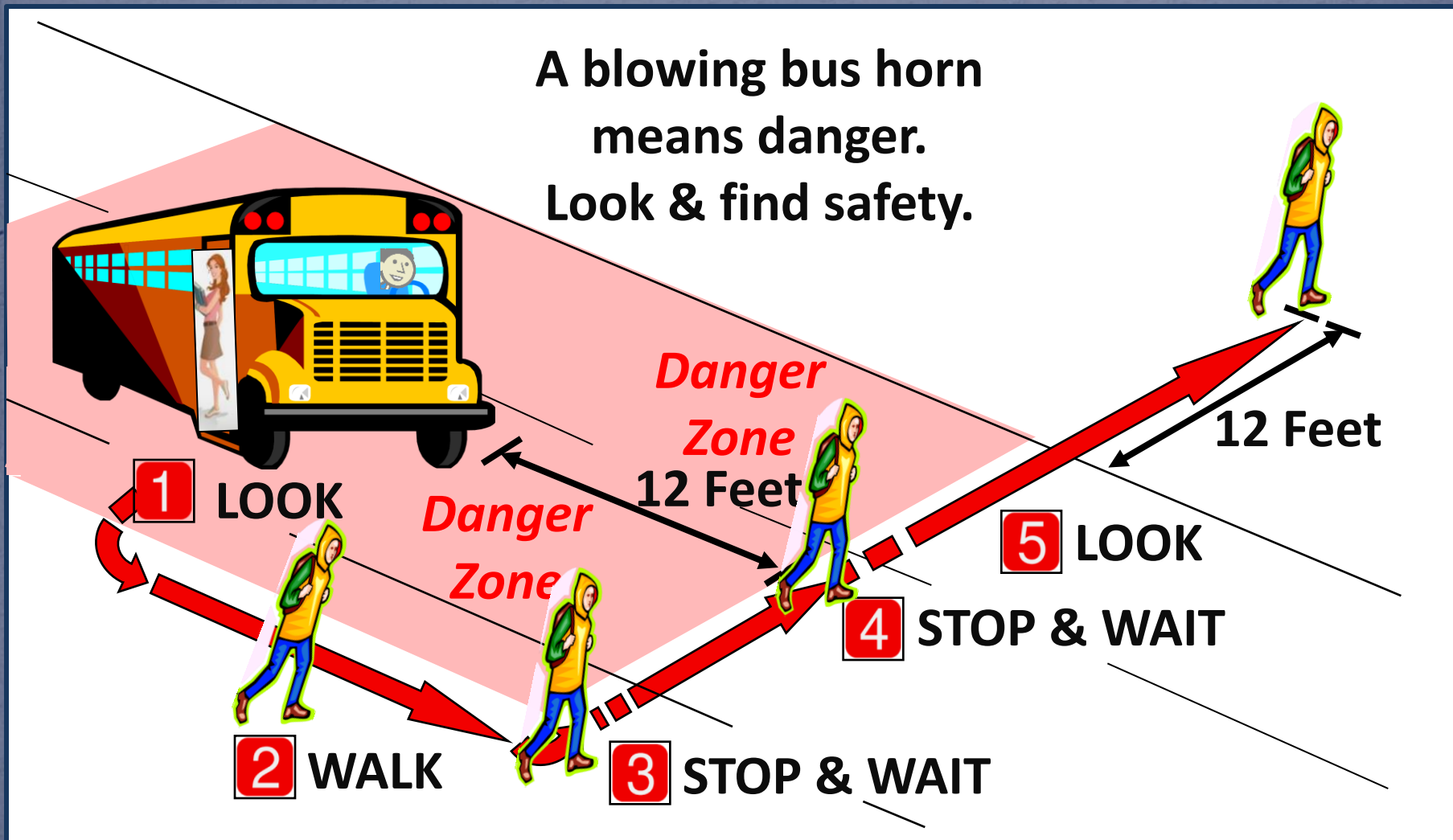
Unloading to Door Side

A blowing bus horn means danger.
Look & find safety.



Unloading to Across the Road

A blowing bus horn means danger.
Look & find safety.



Unloading at School

- **Important behaviors** when unloading at school:
 - Make sure no items get caught in handrail or door
 - Exit danger zone & get bus driver's attention
 - Something left behind on bus
 - Something dropped near bus



More Unloading at School (1)

- Remain seated until bus is stopped and door is opened
- Do not push or shove, but wait your turn to get off
- Have all belongings inside book bag
- Use handrail for safety
- Walk (don't run) straight towards school
- Stay away from bus, in full view of driver



More Unloading at School (2)

- Keep walking until out of danger zone, 12 feet away from bus
- Never run between parked cars and buses
- Walk directly inside school
- Do not wait for friends



Loading at School

- **Important behaviors** when loading at school:
 - Have all belongings inside book bag before leaving classroom
 - Dropped items are a danger
 - Never chase after a moving bus
 - Better to miss bus and be safe!



More Loading at School (1)

- Walk slowly towards bus. Never run.
- Walk straight towards bus door
 - Be sure bus driver can see you
- Stay away from front and rear bus tires and board bus promptly
- Load in an orderly manner
- If you get on wrong bus by mistake, tell bus driver



More Loading at School (2)

- Use handrail for safety
- Go directly to seat
- Never place head, arms or any object out of bus window



Segment 3

Riding Safely

- **Important behaviors** when riding the bus
 - Sit the safe way:
 - Facing forward
 - Back against seat back
 - Bottom against seat bottom
 - Fully within the seat space
 - Remain absolutely quiet at railroad grade crossings



More Riding Safely (1)

- Follow bus driver's directions the 1st time
- Always go directly to seat
- When on the bus, remain seated
- Always sit forwards with your back against the seat
- Tell bus driver if someone is picking on you
- Keep aisles and exits clear at all times



More Riding Safely (2)

- Respect others and their property
- Be quiet enough to not distract driver
- Don't eat, drink, or chew gum on bus
- Don't throw any objects
- Don't stick any body part out of bus window
- Don't bring or use tobacco, drugs, or weapons on bus



More Riding Safely (3)

- Don't bring animals or glass objects on bus
- Don't use obscene gestures and/or language
- Don't use cell phones on bus or when exiting
- Never use electronic device or wear headphones/ear buds when exiting
- Only get off of bus at your stop
- Keep bus clean



Emergency Evacuation

- When might you evacuate?
 - Accident
 - Fire
 - Emergency where you need to leave bus quickly
- There are 3 ways to evacuate the bus
 - Front door
 - Rear door
 - Front and rear door



More Emergency Evacuation (1)

- Buses also have
 - Roof hatches
 - Emergency windows
- In all types of evacuation:
 - Listen to bus driver's instructions
 - Remain calm
 - Remain quiet
 - Stay seated until it is your turn to leave
 - Unload letting seats take turns



More Emergency Evacuation (2)

- In all types of evacuation (Continued):
 - Leave books, lunch boxes, and other belongings on bus
 - Walk as you leave the bus. Do not run.
 - Go 100 feet (3 bus lengths) away from bus
 - Remain in an orderly group
 - Wait for further instruction from bus driver or student helper



Were You Paying Attention?

- How far should you wait off the road at your school bus stop?
 - **12 feet**
- If you need to cross the road to get on the bus, where should you be standing when the driver gives the signal to cross?
 - **Still standing 12 feet away from road**
- For students crossing to board in AM, where must you stop and look?
 - **At the edge of the road**

Were You Paying Attention?

- When unloading in PM, what must you do before stepping off the bus?
 - **Look for moving cars on the right side**
- If you need to cross in the PM, where do you stop & wait for the driver to signal?
 - **End of crossing gate**
 - **Center of road**

Were You Paying Attention?

- When you exit in the PM, how far should you go off the road before stopping?
 - **12 feet**
- Why is it important for items to be in book bag before boarding in AM or PM ?
 - **Dropped items are a danger**
- What should a you do if you drop something near the bus or leave something on the bus?
 - **Get out of the danger zone**
 - **Get driver's attention & wait for instruction**

Acknowledgements

The Georgia Department of Education
Pupil Transportation Division
Curriculum and Instruction Division

Georgia's School Bus Drivers for providing
safe, efficient and reliable transportation
for Georgia's students