

# Components of the CLIP Equity Action Plan

Select Equity Gaps 2


*The LEA may not have an Equity Gap if the LEA selects all content areas, all grade spans, and all subgroups. It is just an overarching need.*

 Overarching Need **MUST ALIGN** with the **Equity Gap**



Equity Intervention **MUST ALIGN** with the identified **Equity Gap**


 Goal **MUST ALIGN** with **Equity Gap**

**IF THERE IS NO ALIGNMENT THEN IT IS NOT AN EQUITY GAP!**


 **Action Steps**  
The action steps **MUST ALIGN** with the **Equity Gap (Content/Grade Span/Subgroups)**. The action steps must address the selected intervention.  
Example: *Selected Intervention: Teacher PD – the action steps relate to PD for teachers.*

**Funding Source**  
The program funding the intervention must be selected. A budget item cannot be approved if it is not in the CLIP

 **Timeline**  
 Be specific to each action step – the timeline relates to measures of implementation

 **Measures of Implementation**  
Measuring implementation checks that the intervention happened. Examples are *sign in sheets, PD resources/deliverables, informal/formal observations, pacing guides*

**Personnel**  
This is the position/role responsible for monitoring of implementation and effectiveness– not the person

 **Measures of Effectiveness** Measuring effectiveness checks that the intervention was effective. Examples are *assessments, TKES/LKES, perception data, surveys, observation data, completion rates, retention/recruitment data, attendance data, discipline*

**Determination of Effectiveness in Reducing Equity Gap** Write a narrative that explains data used, what the data shows, and what the data means regarding the intervention (effective/not effective). What are the next steps? Does the intervention need to continue, be adjusted, or abandoned?