

# ESEA: Title II, Part A 2019-2020 Annual Report

**Supporting Effective Instruction State Grants**



**January 2021**



## Table of Contents

Title II, Part A Program Staff .....	3
Grant Implementation Overview .....	3
2019-2020 Local Education Agencies (LEAs).....	8
2019-2020 LEA Allocations .....	8
Maintenance of Effort .....	15
Private School Equitable Participation.....	15
2019-2020 LEA Selected Prioritized Needs .....	17
2019-2020 Budgeted Funds.....	18
2019-2020 Most Frequently Title II, Part A Funded Professional Development .....	18
FY20 Self-Reported LEA Vacancies and Title II, Part A Recruited New Hires .....	19
FY20 LEA Self-Reported Effectiveness of Funded Activities .....	20
Title II, Part A Funding Flexibility 2019-2020.....	22
FY20 LEA Staff Funded by Title II, Part A (Budgeted) .....	23
Program Administration: Personnel Data .....	24
Monitoring of Title II, Part A.....	25
Title II, Part A FY20 Monitoring Findings.....	25
Monitoring Analysis .....	26
Top Monitoring Findings Topics FY15-FY20 .....	27
Audit Resolutions/ Financial Reviews Completed .....	27

## Title II, Part A Program Staff

### Georgia Department of Education

#### **Title II, Part A Funded (Grant Administration) – Federal Programs Division – Field-Based**

Terri Still, Program Manager\*\*

#### **Title II, Part A Education Program Specialists for Grant Administration**

Joy Gentry

Gina King\*\* (Hired 11.16.19)

Chris Leonard

#### **Title II, Part A Funded (State Activities) – TLSD Division - Office-Based**

Shauntice Wheeler, Program Manager

Tanya Ogletree – Title II, Part A Education Program Specialist

Katherine Gerbis – Title II, Part A Professional Learning Specialist (Split-Funded)

Stefany Howard – Title II, Part A Professional Learning Specialist (Split-Funded)

*\*Left agency for other opportunities mid-year*

*\*\*Promoted/Hired/Position Change mid-year*

## Grant Implementation Overview

In Georgia, the Georgia Department of Education (GaDOE) sets policy, develops guidance and provides training and technical assistance for Georgia LEAs. Three Title II, Part A program specialists provide technical assistance by assigned region, currently organized mostly by Regional Educational Service Agency (RESA) region. Training is coordinated at a state level and delivered through (a) an annual federal programs conference, (b) collaborative federal program regional sessions and webinars, and (c) Title II, Part A only regional webinars. The GaDOE publishes an annual LEA Title II, Part A Handbook and maintains a public website.

During the 2019-2020 school year, Georgia's governor issued an executive order to close schools on 03.16.20 due to a global pandemic (Covid-19). LEAs continued the providing instruction to students through distance learning for the remainder of the school year. The GaDOE continued to provide technical assistance for LEAs during the school closures through FAQs, updates, webinars, and online professional development courses included guidance on Covid-19 responses, CARES Act funding, distance learning strategies and FY21 ESSA funds.

During the 2019-2020 school year, Georgia's governor issued an executive order to close schools on March 16, 2020 due to a global pandemic.

The Federal grant (15-month grant cycle) is cyclical in nature, beginning in July and ending September of the following year. In Georgia, LEAs begin by completing an internal Comprehensive Needs Assessment and consolidated federal grant application called the Consolidated LEA Improvement Plan (CLIP) (ConApp). The application is maintained in the Georgia Longitudinal Data System (LDS) and is supported by regional Continuous Improvement Teams (CITs). Once approved, LEAs submit a budget based on their formula-based allocation (ConApp). Then LEAs administer the grant, submitting budget adjustments/amendments, as needed. Although LEAs can carryover 100% of allocated funds, it is expected that LEAs, in the best interests of teachers and students, draw down funds regularly through the year and expend all funds as budgeted. LEAs' work is supported by assigned specialists, however, LEAs requiring targeted support may be further assisted by Continuous Improvement Teams (CIT) comprised of staff across three GaDOE Divisions (Federal Programs, School and District Effectiveness, and Teaching and Learning).

LEAs are formally monitored for compliance through GaDOE Cross-functional Monitoring (CFM) every four years, and/or depending on annual risk assessment results more frequently. Title II, Part A Specialists are scheduled to monitor outside of their assigned LEAs; a practice which encourages objectivity and fosters a stronger alignment of expectations and technical assistance. Generally, CFM dates may include onsite or desktop, however, in FY20 monitoring dates were adjusted to include only desktop after the governor issued an executive order to close schools due to the global pandemic. Immediately following the school closures, monitoring dates were suspended until the Fall of 2020, however, eight LEAs opted to continue with desk monitoring as scheduled. Of the 58 LEAs on the monitoring cycle for FY20, 24 of them were monitored in spring 2020. LEAs receiving findings as part of the cross-functional monitoring will complete corrective actions in order ensure they have internal controls and protocols that ensure compliance with federal law, federal regulations (EDGAR), and federal and state guidance. Based on the GaDOE 4-year cross-functional monitoring cycle, any LEA that does not participate in CFM completes an annual self-monitoring review.

Generally, CFM dates may include onsite or desktop, however, in FY20 monitoring dates were adjusted to include only desktop after the governor issued an executive order to close schools due to the global pandemic. Following the school closures, monitoring dates were suspended until the Fall of 2020, however, eight LEAs opted to continue with desk monitoring as

Title II, Part A Specialists provided timely technical assistance to LEAs as necessary to ensure LEA compliance with State and Federal laws and guidance. In addition to technical assistance sessions, Program Specialists provided professional learning opportunities via individual LEA trainings, regional trainings, and state conferences.

In Georgia, LEAs are required to have an external audit each year. Any audits from prior fiscal years that require program review are reported by the Georgia Department of Audits

to GaDOE and GaDOE program staff resolve these audits. These are resolved directly with the LEAs.

LEAs conclude the federal fiscal year with a completion report, finalized in the Grants Accounting Online Reporting System (GAORS).

## **2019-2020 State Education Agency (SEA) Allocation**

SEA allocations are determined using a formula outlined in ESSA. The state formula is determined using current funding levels, SEA hold harmless percentages and SEA population and poverty data as provided by the Census Bureau. The Title II, Part A allocation formula outlined in ESSA will continue to change through 2024.

<b>FY20 Allocation Information</b>	
<b>FY20 Total Title II, Part A allocation to GADOE from USED</b>	<b>\$61,189,877</b>
<b>FY20 Title II, Part A set-aside for GADOE</b>	<b>(\$611,898)</b>
<b>FY20 Total Title II, Part A GADOE set-aside for program activities</b>	<b>(\$2,447,595)</b>
<b>FY20 Title II, Part A Allocation for LEAs</b>	<b>\$58,130,384</b>

### **Georgia Title II, Part A Grant administration Activities for 2019-2020 (\$611,898)**

- Joined all Federal Programs Trainings and Annual Conference
  - Annual Federal Programs Budget Training
  - Annual Federal Programs Cross-Functional Monitoring Training
  - Annual Consolidated LEA Improvement Plan (CLIP) Submission Training Webinars
  - Annual GCEL Conference
  - Consolidation of Funds – Cohort 1-4 Support, Cohort 5 Recruitment
  - Consolidation of Administrative Funds
  - Ombudsman-led Equitable Services Consultation
- Led program-specific trainings/ technical assistance sessions:
  - Fall Training: Budget, New Coordinator, Veteran Coordinator Updates, Monitoring,
  - Spring Regional Trainings: CLIP, Professional Development, Budget
  - Annual Conferences: GELI, GASBO, RESA, P-20s
- Completed 1 program audit
- Supported through ongoing LEA Technical Assistance
  - Updated existing resources, revised existing resources and created new resources.

- Monitored the submission of required plans and reports
- Reviewed and approved CLIPs, Budgets and Budget Amendments
- Conducted onsite monitoring visits. Including writing monitoring reports and reviewing and approving corrective action.
- Provided technical assistance and consultation to Georgia LEAs
- Conducted annual risk assessment
- Planned and attended scheduled team meetings and LEA conferences
- Maintained program files

**Georgia Title II, Part A State Activities for 2019-2020 (\$2,447,595)**

- **Advanced Placement AP Grants**
  - GaDOE Title II, Part A State Activity funds supported LEAs through initiatives spearheaded by the GaDOE Teaching and Learning Program Manager for College Readiness. The initiative is to fund subgrants that provide the opportunity for teachers to attend AP Summer Institute training for their subject area in order to maintain or grow AP Programs in the schools. The training is designed to increase teacher knowledge of rigorous coursework and expand the opportunities for AP classes. This support for AP training is conducted according to GaDOE policy and in compliance with Elementary Secondary Education Act (ESEA) regulations and coordinated across ESEA programs.

<b>Timeframe</b>	<b>AP Grant Board Item Allocation</b>	<b>Teachers Trained</b>
February – August 2020	\$198,100	Projected: 321
February – August 2019	\$200,000	325
February – August 2018	\$199,990	346
February - August 2017	\$180,100	228
February - August 2016	\$199,600	325
February - August 2015	\$199,880	296
February - August 2014	\$296,100	486
February - August 2013	\$301,000	451
February - August 2012	\$289,800	421
February - August 2011	\$399,000	495
February - August 2010	\$343,000	473

- **Professional Development Projects that Support Recruitment, Development, and Retention**
  - Conducted a Teacher Pipeline Summit
    - LEAs and EPPs were able to work on short- and long-term strategies to address Georgia’s teacher pipeline.
  - Developed and released School Leadership Supports
    - Mentors of Induction Phase Leaders Modules
    - Cultivating Teacher Leaders
  - Developed and released Teacher Supports

- 60 Seconds of Success Video Series
- Collaborated with C& I staff to develop content and instruction supports
- Published teacher leadership modules
- Led program-specific trainings/ technical assistance sessions:
  - Winter and Spring Regional Trainings: Equitable Services and PLC Supports
  - Annual Conferences: GASPA, GELI, RESA, GAEL, GACIS, Data Collections
  - Annual Federal Programs Conference & GCEL
- Website and resources update
  - Reorganize professional development website format to highlight resources and showcase the 60 Seconds of Success videos
- Professional Learning Platform in SLDS
  - Released on October 1, 2018 the Professional Learning platform in SLDS gives Georgia educators access to various eLearning experiences that promote professional learning. Each module can be used independently or with a small group in a professional learning community environment. In addition, many module concepts are developed to enhance teacher and leader effectiveness and are aligned with TKES and LKES Performance Standards.

Module Catalog		
Catalog	# of Modules	PLO Platform Enrollment
Total Number of Modules	68	15,141
TLSD Division Released	44	2,899

- **Teaching and Learning Staff**
  - The Teaching and Learning staff supported federal and state initiatives of rolling out college and career readiness standards by split-funding two Teaching and Learning employees who provide free public state-wide training and resources to improve teacher quality and, subsequent, student achievement.
- **Teacher Keys Effectiveness System (TKES) and Leader Keys Effectiveness System (LKES) Support**
  - The Teaching and Learning staff supported two staff who developed and delivered professional learning around the Evaluation System to all LEAs in Georgia. Georgia's evaluation system is housed internally on an electronic platform supported by GaDOE IT Division. Due to the global pandemic, Governor Kemp's executive order Code Section 20-2-210 relating to the Annual Performance Evaluation for Local Education Agencies was suspended through July 31, 2020.

## 2019-2020 Local Education Agencies (LEAs)

Total Local Education Agency Grantees	216
Traditional School District	180
State Schools (3)	1
Charter Schools (State Level)	33
Special LEAs <i>Dept. of Corrections, Dept. of Juvenile Justice</i>	2



As of July 2019, there were changes to the status of several charter LEAs:

- OPEN:
  - Academy of Classical Education (ACE)
  - Baconton Community Charter School
  - Ethos Classical
  - Spring Creek Charter Academy
- DID NOT OPEN:
  - Harriett Tubman School of Science and Technology
- CLOSED:

## 2019-2020 LEA Allocations

Title II, Part A is a formula allocation. SEA and LEA allocations are calculated using poverty and population census data provided by the United States Census Bureau and United States Department of Education (USDE).

- In 2019-2020 allocations were approved by the State Board of Education (SBOE) and distributed in July 2019.
- In February 2020 adjustments were made due to account for:
  - actual charter enrollment
  - redistribution of funds from closed charters or charters who did not accept funds
- 100% Carryover was distributed following the submission of FY19 completion reports and approval of an original FY20 budget.
- To support LEAs in minimizing the amount of grant funds available for carryover, GaDOE staff send quarterly updates until July prior to the close of the grant and then notify bi-monthly through September 30, providing technical assistance as needed. The most common reasons for carryover in Title II, Part A in Georgia include:
  - Unexpected challenges in implementing professional development, including inclement weather, cancellations, State or National Emergencies (Covid-19 Pandemic), etc.
  - Difficulty in staffing budgeted positions
  - Changes in budgeted personnel and personnel administering the grant



	LEA Name	FY20 Allocation (July 2019)	FY19 Carryover (Jan. 2020)	FY20 Reallocation (Feb. 2020)
	TOTAL	\$	\$	\$
1	Appling County	153,584	23,962	153,890
2	Atkinson County	81,145	5,311	81,308
3	Atlanta Public Schools	2,577,343	1,411,394	2,582,468
4	Bacon County	114,957	34,063	115,189
5	Baker County	24,546	0	24,595
6	Baldwin County	281,410	7,412	281,971
7	Banks County	89,438	7,510	89,608
8	Barrow County	386,027	139,223	386,746
9	Bartow County	423,738	49,697	424,538
10	Ben Hill County	166,667	209	167,003
11	Berrien County	133,568	6,972	133,831
12	Bibb County	1,371,118	67	1,373,875
13	Bleckley County	76,164	2,611	76,314
14	Brantley County	129,372	163	129,627
15	Bremen City	33,593	0	33,656
16	Brooks County	127,964	45,208	128,222
17	Bryan County	164,231	13,231	164,526
18	Buford City	76,320	1,101	76,464
19	Bulloch County	392,375	114,171	393,141
20	Burke County	194,102	21,533	194,489
21	Butts County	131,823	22,323	132,081
22	Calhoun City	108,683	18,270	108,895
23	Calhoun County	44,239	25,200	44,328
24	Camden County	262,141	364	262,640
25	Candler County	92,872	2,247	93,058
26	Carroll County	572,164	81,301	573,270
27	Carrollton City	141,117	22,144	141,396
28	Cartersville City	132,079	0	132,338
29	Catoosa County	292,364	3,486	292,908
30	Charlton County	77,874	7,373	78,029
31	Chatham County	1,531,159	5,781	1,534,139
32	Chattahoochee County	28,168	0	28,225
33	Chattooga County	126,660	0	126,906
34	Cherokee County	759,389	320,088	760,681
35	Chickamauga City	23,165	3,042	23,211
36	Clarke County	624,054	9,728	625,287

	LEA Name	FY20 Allocation (July 2019)	FY19 Carryover (Jan. 2020)	FY20 Reallocation (Feb. 2020)
	TOTAL	\$	\$	\$
37	Clay County	29,611	7,290	29,671
38	Clayton County	2,059,445	576,655	2,063,459
39	Clinch County	57,006	15,964	57,120
40	Cobb County	2,347,881	631,965	2,352,026
41	Coffee County	359,721	16,659	360,441
42	Colquitt County	399,356	136,301	400,152
43	Columbia County	441,186	70,008	441,922
44	Commerce City	46,747	957	46,838
45	Cook County	137,449	17,631	137,721
46	Coweta County	559,295	44,823	560,304
47	Crawford County	75,264	0	75,411
48	Crisp County	224,753	15,702	225,209
49	Dade County	65,788	1,537	65,913
50	Dalton City	255,220	12,463	255,722
51	Dawson County	83,070	32,318	83,222
52	Decatur City	67,662	0	67,784
53	Decatur County	228,069	38,922	228,526
54	DeKalb County	4,211,126	1,422,159	4,219,359
55	Dodge County	122,814	64,414	123,057
56	Dooly County	88,041	31,796	88,217
57	Dougherty County	855,990	61,104	857,721
58	Douglas County	752,753	0	754,167
59	Dublin City	129,022	0	129,280
60	Early County	99,611	10,643	99,812
61	Echols County	36,082	9,164	36,154
62	Effingham County	256,525	32,681	256,991
63	Elbert County	133,074	15,754	133,338
64	Emanuel County	216,184	25,216	216,620
65	Evans County	110,268	0	110,491
66	Fannin County	112,814	16,574	113,034
67	Fayette County	310,767	60,729	311,281
68	Floyd County	347,758	15,845	348,431
69	Forsyth County	604,436	51,079	605,373
70	Franklin County	132,385	23,312	132,643
71	Fulton County	2,713,630	372,074	2,718,643
72	Gainesville City	280,355	45,310	280,906
73	Gilmer County	154,998	22,026	155,301

	LEA Name	FY20 Allocation (July 2019)	FY19 Carryover (Jan. 2020)	FY20 Reallocation (Feb. 2020)
	TOTAL	\$	\$	\$
74	Glascocock County	16,435	805	16,467
75	Glynn County	539,623	188,373	540,684
76	Gordon County	194,160	26,757	194,523
77	Grady County	178,181	9,483	178,532
78	Greene County	96,209	11,228	96,399
79	Griffin-Spalding County	513,414	52,638	514,438
80	Gwinnett County	4,498,065	862,143	4,506,393
81	Habersham County	201,691	13,984	202,071
82	Hall County	774,735	131,250	776,181
83	Hancock County	57,588	22,657	57,705
84	Haralson County	130,456	10,760	130,708
85	Harris County	111,566	10,701	111,764
86	Hart County	148,413	46,682	148,703
87	Heard County	73,941	13,475	74,086
88	Henry County	1,003,341	56,531	1,005,169
89	Houston County	851,495	37,391	853,116
90	Irwin County	63,539	5,132	63,665
91	Jackson County	201,337	16,972	201,704
92	Jasper County	85,903	104	86,070
93	Jeff Davis County	126,193	41,432	126,443
94	Jefferson City	45,152	0	45,232
95	Jefferson County	128,495	2,708	128,752
96	Jenkins County	71,631	0	71,775
97	Johnson County	60,231	0	60,351
98	Jones County	139,272	0	139,534
99	Lamar County	104,373	14,437	104,577
100	Lanier County	75,908	8,993	76,058
101	Laurens County	210,247	77,055	210,658
102	Lee County	133,448	8,253	133,692
103	Liberty County	351,377	132,842	352,067
104	Lincoln County	42,517	203	42,600
105	Long County	140,619	173	140,894
106	Lowndes County	342,910	35,697	343,569
107	Lumpkin County	125,006	9,777	125,244
108	Macon County	94,620	9,086	94,810
109	Madison County	159,389	0	159,697
110	Marietta City	258,019	39,962	258,509

	LEA Name	FY20 Allocation (July 2019)	FY19 Carryover (Jan. 2020)	FY20 Reallocation (Feb. 2020)
	TOTAL	\$	\$	\$
111	Marion County	66,837	82	66,971
112	McDuffie County	170,374	8,541	170,712
113	McIntosh County	78,281	101	78,437
114	Meriwether County	147,168	53,523	147,462
115	Miller County	48,139	22,631	48,236
116	Mitchell County	145,870	11,934	146,162
117	Monroe County	112,166	13,297	112,377
118	Montgomery County	53,538	7,097	53,644
119	Morgan County	92,480	3,756	92,657
120	Murray County	264,211	45,346	264,727
121	Muscogee County	1,444,442	373,048	1,447,318
122	Newton County	619,312	211,350	620,490
123	Oconee County	111,285	22,040	111,466
124	Oglethorpe County	68,982	11,653	69,114
125	Paulding County	606,425	61,254	607,495
126	Peach County	163,512	13,379	163,834
127	Pelham City	38,659	8,080	38,737
128	Pickens County	141,879	24,584	142,149
129	Pierce County	132,015	70,499	132,273
130	Pike County	71,090	10,717	71,219
131	Polk County	308,102	221,121	308,708
132	Pulaski County	64,319	24,788	64,446
133	Putnam County	128,462	0	128,715
134	Quitman County	19,342	1,872	19,381
135	Rabun County	72,940	9,882	73,081
136	Randolph County	61,263	1,330	61,387
137	Richmond County	1,554,977	566,059	1,558,089
138	Rockdale County	525,479	36,109	526,485
139	Rome City	284,493	326	285,060
140	Schley County	36,795	0	36,867
141	Screven County	101,911	31,942	102,115
142	Seminole County	73,961	5,380	74,111
143	Social Circle City	26,850	4,252	26,901
144	Stephens County	162,372	13,105	162,691
145	Stewart County	30,234	18,741	30,295
146	Sumter County	250,438	80,737	250,941
147	Talbot County	38,940	11,139	39,018

	LEA Name	FY20 Allocation (July 2019)	FY19 Carryover (Jan. 2020)	FY20 Reallocation (Feb. 2020)
	TOTAL	\$	\$	\$
148	Taliaferro County	11,693	1,680	11,717
149	Tattnall County	181,573	15	181,936
150	Taylor County	55,600	0	55,711
151	Telfair County	99,627	3,541	99,826
152	Terrell County	88,216	11,043	88,396
153	Thomas County	142,779	31,724	143,053
154	Thomaston-Upson County	179,882	53,503	180,239
155	Thomasville City	142,924	8,220	143,207
156	Tift County	328,020	1,886	328,675
157	Toombs County	151,078	4,389	151,379
158	Towns County	37,646	276	37,719
159	Treutlen County	56,334	20	56,446
160	Trion City	13,525	19	13,551
161	Troup County	470,280	78,077	471,201
162	Turner County	78,200	36,378	78,359
163	Twiggs County	53,892	6,304	54,000
164	Union County	92,116	0	92,293
165	Valdosta City	443,932	140,228	444,825
166	Vidalia City	89,034	0	89,212
167	Walker County	338,347	61,981	338,998
168	Walton County	406,696	80,494	407,452
169	Ware County	291,688	53,635	292,272
170	Warren County	44,480	4,806	44,570
171	Washington County	151,796	0	152,099
172	Wayne County	231,557	14,083	232,017
173	Webster County	15,350	4,056	15,380
174	Wheeler County	50,790	16,629	50,893
175	White County	128,089	67,878	128,333
176	Whitfield County	488,983	299,379	489,935
177	Wilcox County	56,331	0	56,443
178	Wilkes County	74,030	6,679	74,178
179	Wilkinson County	68,188	460	68,323
180	Worth County	153,871	96,649	154,177
	<b>STATE CHARTER SCHOOL LEAS</b>			
1	Academy of Classical Education (ACE)	58,753	0	(\$58,753)
2	Atlanta Heights Charter School	48,018	5,266	48,116
3	Baconton Community Charter School	68,286	0	35,882

	LEA Name	FY20 Allocation (July 2019)	FY19 Carryover (Jan. 2020)	FY20 Reallocation (Feb. 2020)
	TOTAL	\$	\$	\$
4	Brookhaven Innovation Academy	6,847	82	6,858
5	Cherokee Charter Academy	15,257	9,402	15,284
6	Cirrus Charter Academy	27,762	0	27,818
7	Coastal Plains Education Charter HS	34,799	7,815	34,867
8	Coweta Charter Academy	12,710	0	12,732
9	Dubois Integrity Academy	29,714	0	29,773
10	Ethos Classical	11,972	0	8,399
11	Foothills Charter High School	41,997	35	42,075
12	Fulton Leadership Academy	10,209	0	10,229
13	Genesis Academy for Boys	8,796	0	8,812
14	Genesis Academy for Girls	9,152	0	9,169
15	Georgia Connections Academy	117,904	1,160	118,126
16	Georgia Cyber Academy	396,362	0	397,135
17	Georgia School for Innovation and Classics	0	0	0
18	International Academy of Smyrna	15,835	2,051	15,865
19	International Charter Academy of GA	2,027	0	2,069
20	International Charter School of Atlanta	10,599	0	10,617
21	Ivy Preparatory Academy, Inc	24,088	0	24,136
22	Liberty Tech Charter Academy	6,545	0	6,557
23	Mountain Education Charter HS	51,536	55,852	51,632
24	Odyssey School	7,769	11	7,783
25	Pataula Charter Academy	28,258	0	28,315
26	Resurgence Hall	7,714	0	12,051
27	School for Arts-Infused Learning (SAIL)	6,485	0	6,495
28	Scintilla Charter Academy	13,549	0	13,574
29	SLAM Academy	4,842	0	6,370
30	Spring Creek Charter Academy	14,985	0	11,071
31	SWGA S.T.E.M. Charter Academy	16,037	0	16,069
32	Statesboro STEAM Academy	7,293	0	7,307
33	Utopian Academy for the Arts	10,154	0	10,174
	Harriett Tubman School of Sci & Tech – Did Not Open	18,389	0	(\$18,389)
	<b>SPECIAL LEAS</b>			
1	Dept. of Corrections	24,015	0	24,065
2	Dept. of Juvenile Justice	14,800	0	14,829
3	State Schools	11,568	0	11,591

# Maintenance of Effort

ESSA addresses the LEA's responsibility to maintain local funding. If a LEA fails to maintain fiscal effort, the State Education Agency may be required to reduce the current year allocation. When notified by the GaDOE Finance Division that an LEA has failed to maintain effort, GaDOE Title I, Part A program staff completes the necessary waiver on behalf of the LEA. One LEA did not initially meet MOE for FY20 school year, however the LEA has not failed to meet MOE over the last five years, therefore it is in compliance with ESSA requirements. \*Data provided by Title I, Part A Program Manager, K. Banter\*

# Private School Equitable Participation

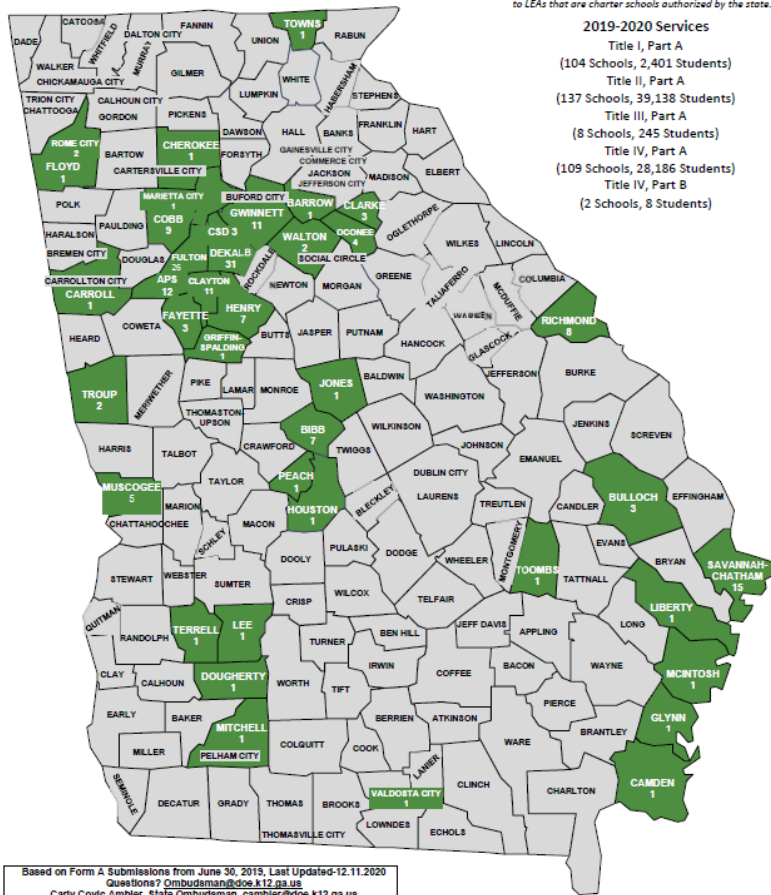
Under the *Title II, Part A* program, private school teachers, principals, and assistant principals are eligible to participate to the extent that the LEA uses funds to provide for professional development for teachers and other school personnel.

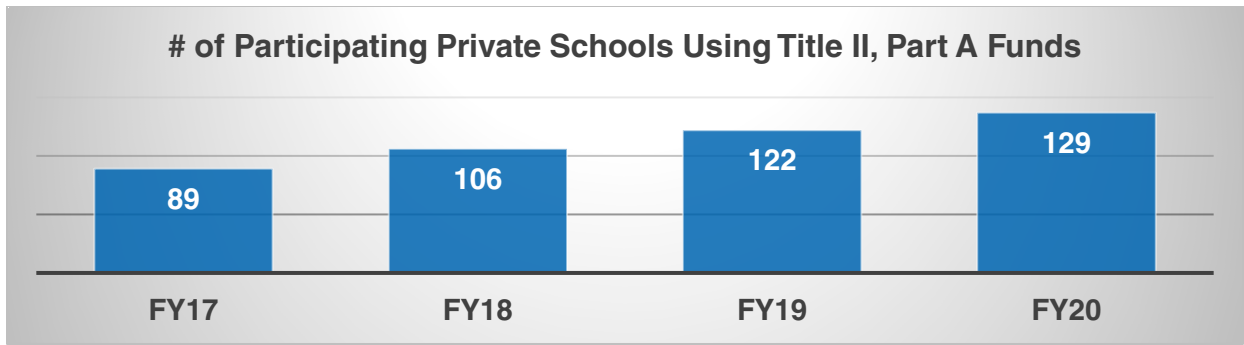
## Participating Private Schools (2019-2020)



LEAs with participating private schools in and/or across boundaries.

*In Georgia, the provision of equitable services is not applicable to LEAs that are charter schools authorized by the state.*





Over the last four years there has been a steady increase in the number of private schools that have elected to participate in Title II, Part A.

System Name	FY20	FY19	FY18	FY17	FY16	FY15
<b># of Participating Schools</b>	<b>129*</b>	<b>122</b>	<b>106</b>	<b>89</b>	<b>93</b>	<b>96</b>
Atlanta Public	8	7	7	6	5	5
Barrow County	1	1	1	1	1	1
Bibb County	7	6	5	5	5	5
Bulloch County	2*	2	1	1	1	1
Camden County	0*	1	1	1	1	1
Carroll County	1	1	0	0	0	0
City Schools of Decatur	3	2	1	1	1	0
Clarke County	0	4	4	3	4	4
Clayton County	2	1	1	1	2	2
Cobb County	5	6	5	4	4	6
DeKalb County	20*	16	16	15	19	19
Dougherty County	1	1	1	1	1	1
Fayette County	3	2	2	2	2	2
Fulton County	22	23	18	14	19	16
Glynn County	1	1	1	1	2	2
Griffin-Spalding County	1	1	0	0	0	0
Gwinnett County	7	8	6	2	1	1
Henry County	6	3	2	1	1	1
Houston County	1	1	1	0	0	0
Liberty County	1	0	0	0	0	0
Marietta City	1	1	1	1	1	1
Mitchell County	1	1	1	0	0	1
Muscogee County	5	5	5	4	3	3
Newton County	0	0	1	0	0	0
Oconee County	3	2	2	2	1	1
Richmond County	8	7	6	6	5	5
Rome City	0*	2	2	1	1	1
Savannah-Chatham	15	14	12	13	12	16



System Name	FY20	FY19	FY18	FY17	FY16	FY15
<b># of Participating Schools</b>	<b>129*</b>	<b>122</b>	<b>106</b>	<b>89</b>	<b>93</b>	<b>96</b>
Toombs	0*	0	0	0	0	0
Troup County	2	2	2	2	0	0
Valdosta City	1	0	0	0	0	0
Walton County	1	1	1	1	1	1
Wilkinson County	0	0	1	0	0	0

\* Indicates a change in the number of private schools participating in equitable services from original intent to actual number of private schools that participated.

## 2019-2020 LEA Selected Prioritized Needs

Source: FY20 Title II, Part A Teacher Quality Implementation and Effectiveness Report

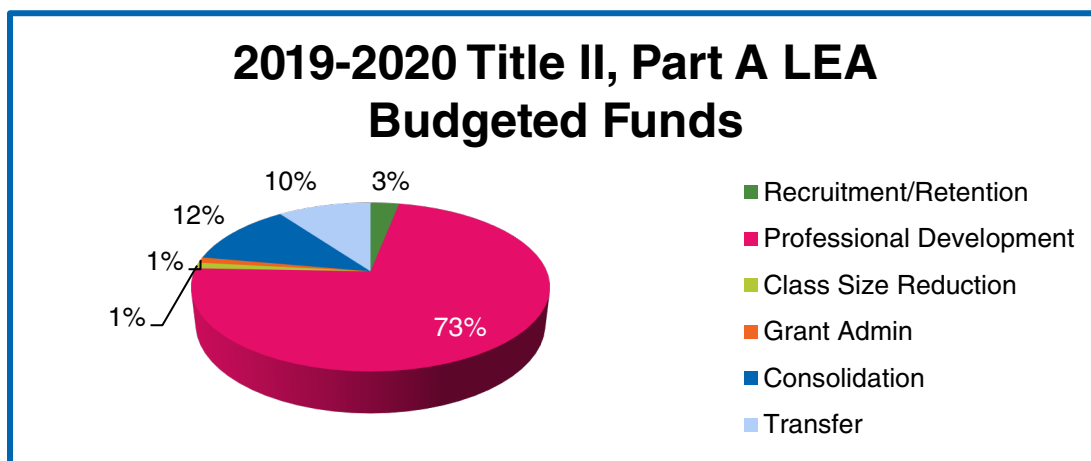
LEAs are required annually to prioritize and submit during budget approval Title II, Part A needs in the Data Collection Form: Program Implementation and Effectiveness under the Title II, Part A Program Information Tab. LEAs do this by rank ordering four program components. In 2019-2020, Professional Development was selected as the area of highest need for a large majority of LEAs as the chart below indicates. The next highest area of priority for LEAs was Retention. The program area least likely selected for focus is Class Size Reduction.

	Priority 1	Priority 2	Priority 3	Priority 4
<b>Professional Development</b>	181	23	8	2
<b>Retention</b>	17	146	44	7
<b>Recruitment</b>	6	36	154	18
<b>Class Size Reduction</b>	10	9	8	187

## 2019-2020 Budgeted Funds

Source: FY20 Cube Financial Review Budgeted Funds

In FY20, 73% of Title II, Part A funds were budgeted for professional development which is in alignment with the data collected on LEA prioritized needs. Professional Development budgeted items also include activities to support the acquisition of educator credentials. Transfer and consolidation of Title II, Part A funds increased to 22% from 16% in FY19.

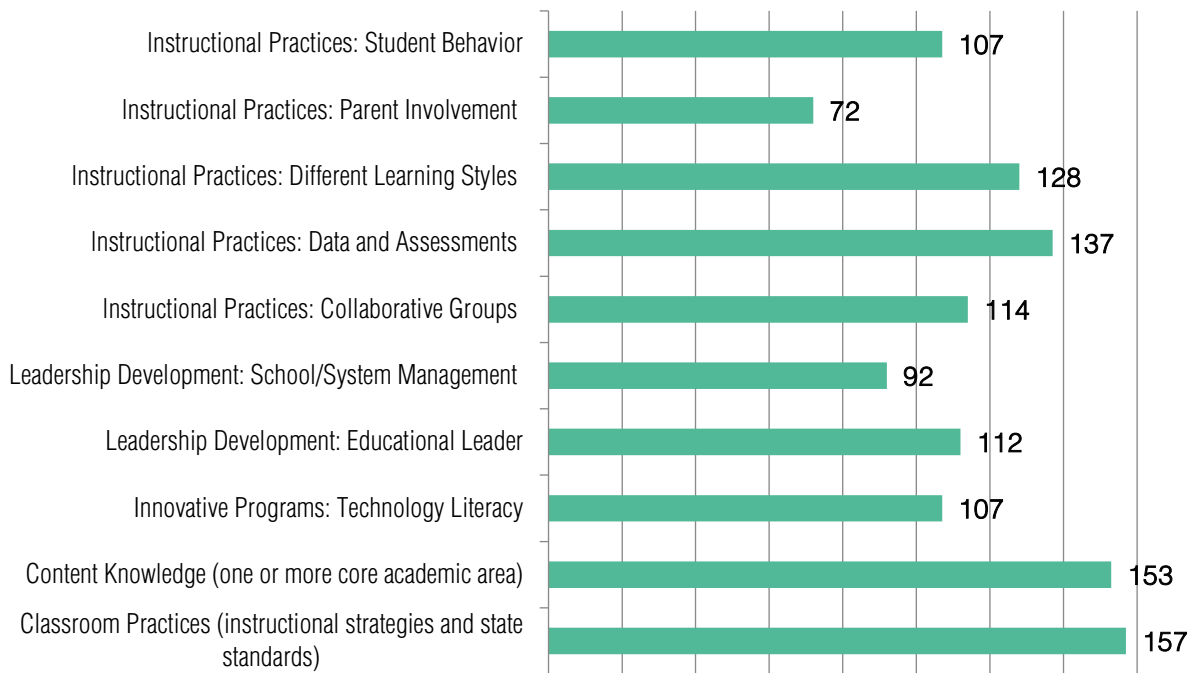


## 2019-2020 Most Frequently Title II, Part A Funded Professional Development

Source: FY21 Title II, Part A Data Collection Tab: Teacher Quality Implementation & Effectiveness Report

FY20 Title II, Part A funded Professional Development topics are self-reported in FY21 by LEAs. The professional development topics for teachers funded at the highest rate in 2019-2020 with Title II, Part A funds include instructional strategies, core content knowledge, data and assessments, and differentiation. Title II, Part A funds also were used for leadership development. Topics are aligned with TAPS and LAPS standards.

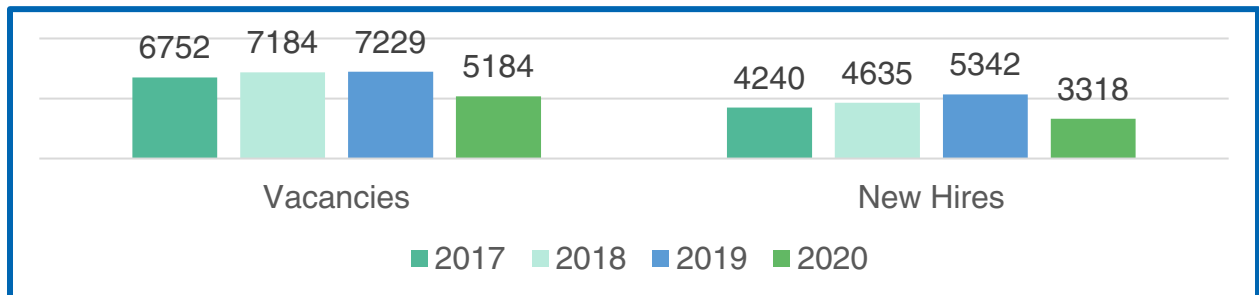
### Title II, Part A Funded Professional Development



## FY20 Self-Reported LEA Vacancies and Title II, Part A Recruited New Hires

Source: Vacancy and New Hire Count from FY20 Title II Teacher Quality Implementation and Effectiveness Report

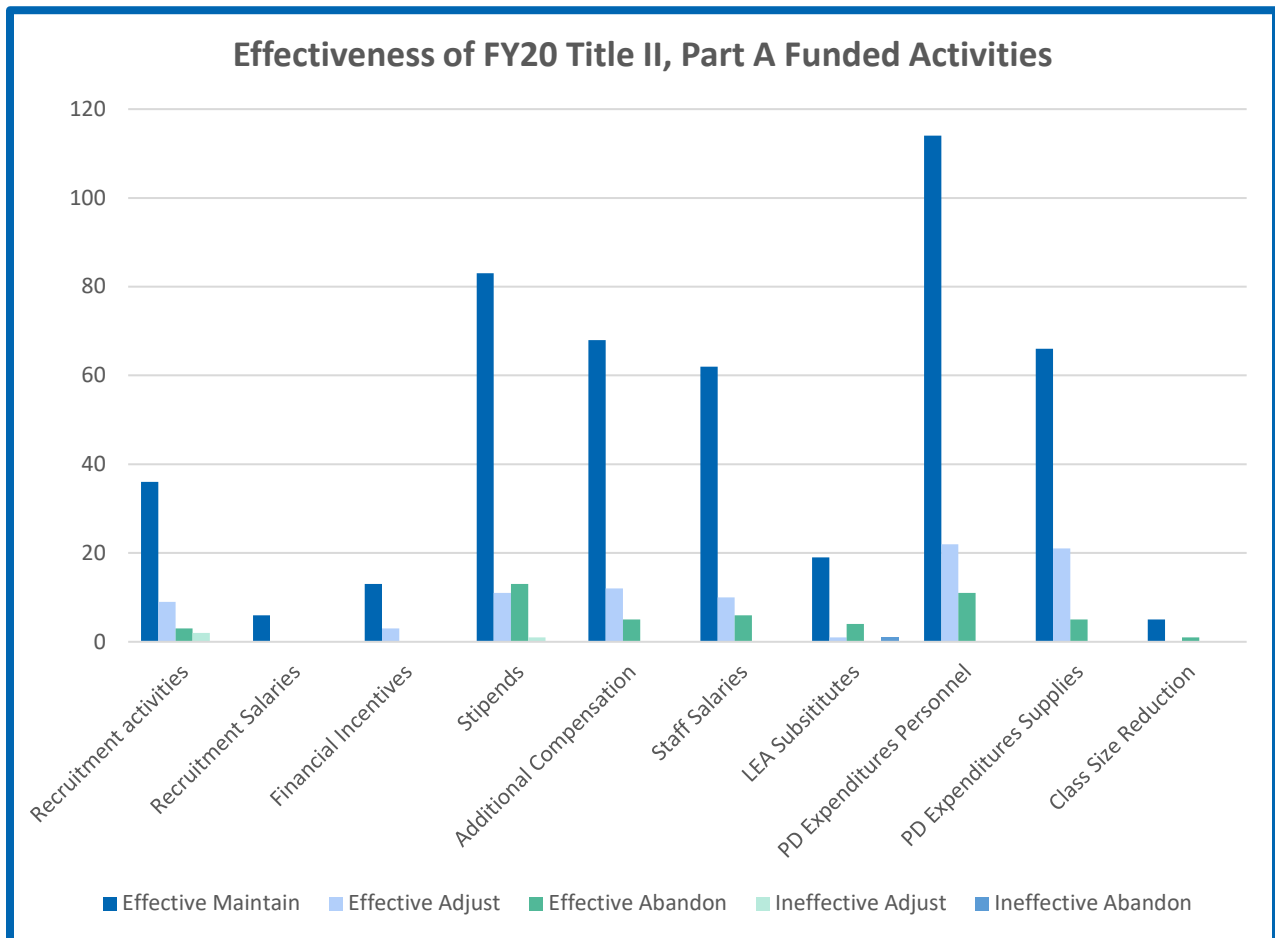
The chart below highlights the number of vacancies and the number of hires that were a result of recruitment of efforts supplemented by Title II, Part A funds. LEAs self-reported the data through the Title II, Part A budget data collection tabs. In FY20, there was a decrease in both the number of overall vacancies reported and the number of hires reported.



# FY20 LEA Self-Reported Effectiveness of Funded Activities

*Source: FY20 Title II-A Teacher Quality Budgeted Funds and Staffing Report*

Federal law and regulations require LEAs and SEAs to monitor and measure the impact of Title II, Part A funds to assure compliance with applicable Federal requirements and performance expectations are being achieved. This chart reflects effectiveness data from GaDOE data collection forms located on the Title II, Part A program information tab in the ConApp. This is self-reported effectiveness data from the LEAs Title II, Part A budgeted activities. This is verified during onsite monitoring.



# Title II, Part A Use of Funds Flexibility 2019-2020

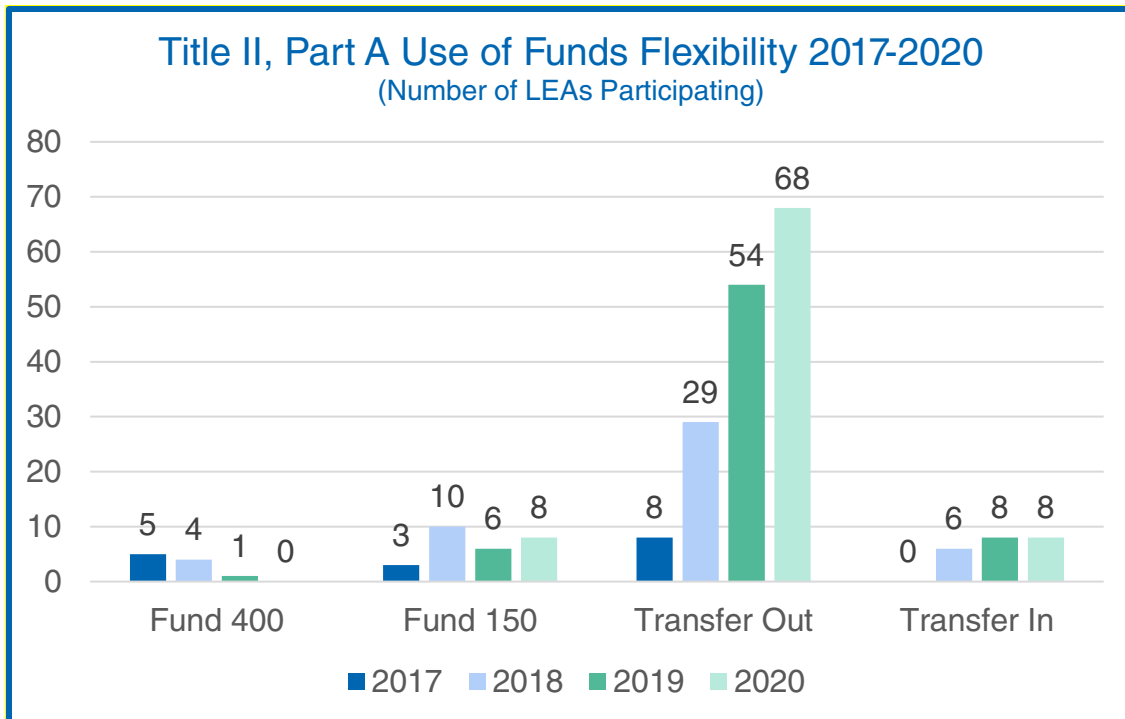
Source: FY20 Title II, Part A Budgets; FY20 Cube Financial Review Budgeted Funds

Under ESSA, LEAs are granted some flexibility in determining how they can best meet the needs of their LEA. This includes the ability to coordinate funds through a traditional budget, consolidate federal funds, consolidate federal and state funds or transfer funds into or out of Title II, Part A. Following federal discussions about Title II, Part A funding levels and changes to SEA and LEA allocation formulas, many LEAs in Georgia began to use the flexibility granted in law.

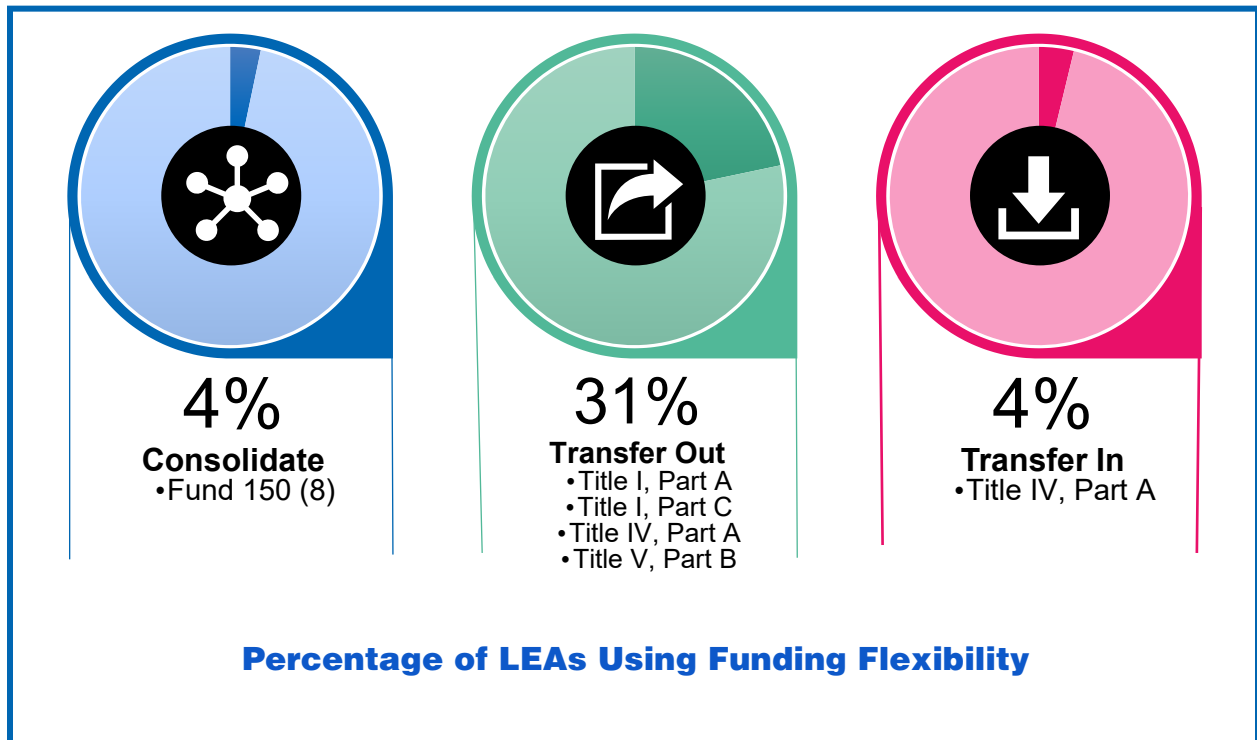
**Consolidate:** Title I schools running a schoolwide program may choose to consolidate funds. By consolidating eligible federal funds in a schoolwide program, a school can more effectively design and implement a comprehensive plan to upgrade the entire educational program in the school as identified through a comprehensive needs assessment.

**Transfer:** ESEA allows LEAs the flexibility to target eligible Federal funds to the programs and activities that most effectively address the unique needs of LEAs. The LEA may transfer all or any lesser amount of their Title II, Part A or Title IV, Part A allocations into eligible grants.

- Transfer In: LEAs may transfer Title IV, Part A into Title II, Part A.
- Transfer Out: LEAs may transfer up to 100% of funds from Title II, Part A and Title IV to Title I, Part A, Title I, Part C, Title I, Part D, and Title III, Part A, Title IV, Part A and Title V, Part B.



## Title II, Part A Funding Flexibility 2019-2020



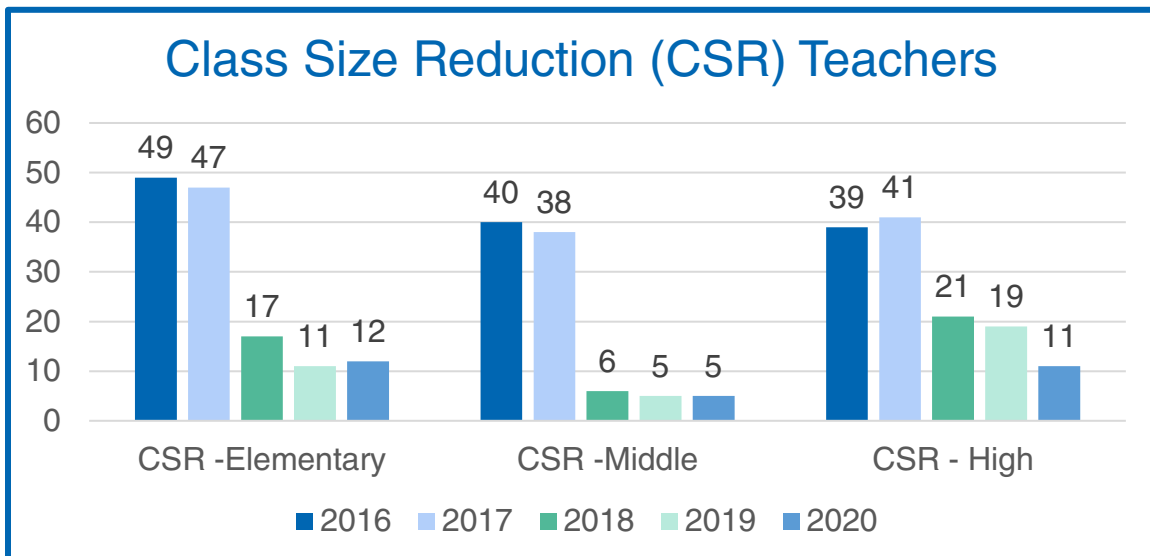
Flexible Use of Funds	Program	Number of LEAs Participating	Total Dollars Transferred/ Consolidated	Percentage of Total Allocated to LEAs
<b>Total Title II, Part A Allocation</b>			<b>\$61,189,877</b>	
Consolidate	Fund 150	8	\$941,421	1.6%
Transfer Out	Title I, Part A	58	\$6,248,528	10.75%
	Title I, Part C	2	\$7,500	.013%
	Title IV, Part A	7	\$468,561	.806%
	Title V, Part B	3	\$403,883	.695%
Transfer In	Title IV, Part A	8	\$464,432	

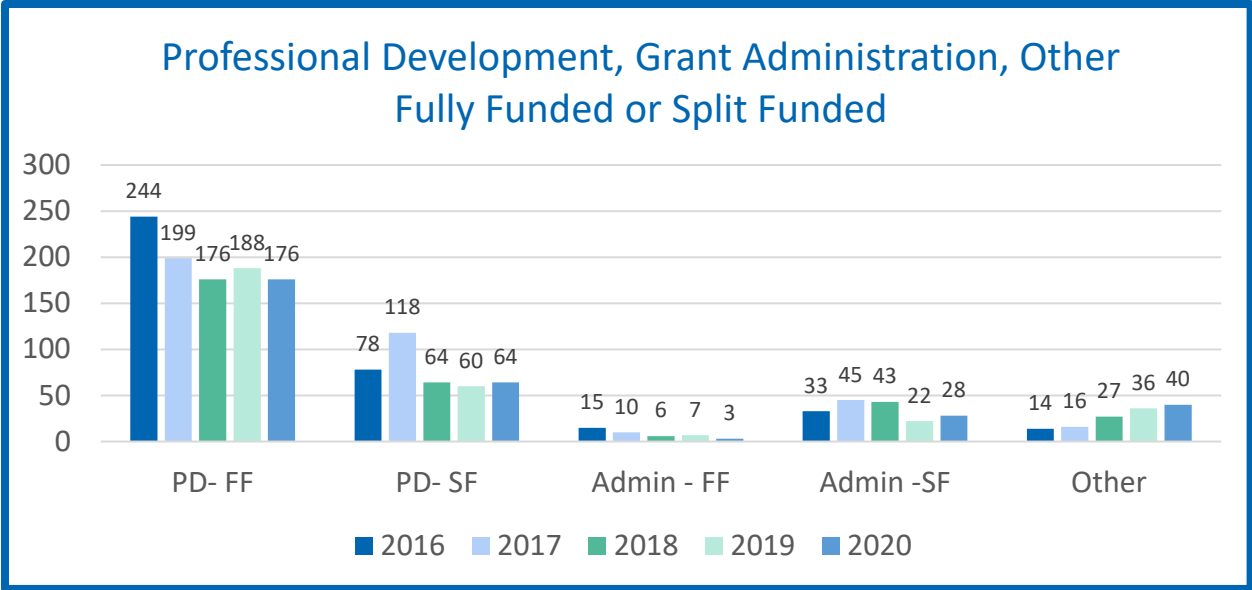
The chart above indicates that one percent of the total amount of Title II, Part A allocated to LEAs is consolidated with other local, state, or federal funds. Over 10% of the total amount of Title II, Part A funds allocated to LEAs is transferred into Title I, Part A.

## FY20 LEA Staff Funded by Title II, Part A (Budgeted)

*Source: Staff Count FY20 Title II Teacher Quality Budgeted Funds and Staffing Report*

Title II, Part A funds are commonly used to fund the salaries and benefits, in part or whole, of supplemental personnel who serve as class size reduction teachers, deliver professional development (PD Coordinators, Instructional Coaches, etc.), administer the Title II, Part A Grant (Coordinators, secretaries, etc.) and oversee recruitment. In Georgia, both federal funds (FF) and State funds (SF) are used to provide PD, administer grants and recruitment. The chart below highlights the source of funding for professional development, administration, and other (recruitment). In FY17 GaDOE began to monitor the effectiveness of Title II, Part A funded interventions/strategies. Between LEA increased use of flexibility and LEA monitoring of effectiveness, the number of Title II, Part A funded staff has generally decreased across the past three years. However, staff involved in recruitment and retention of educators (other) has increased.

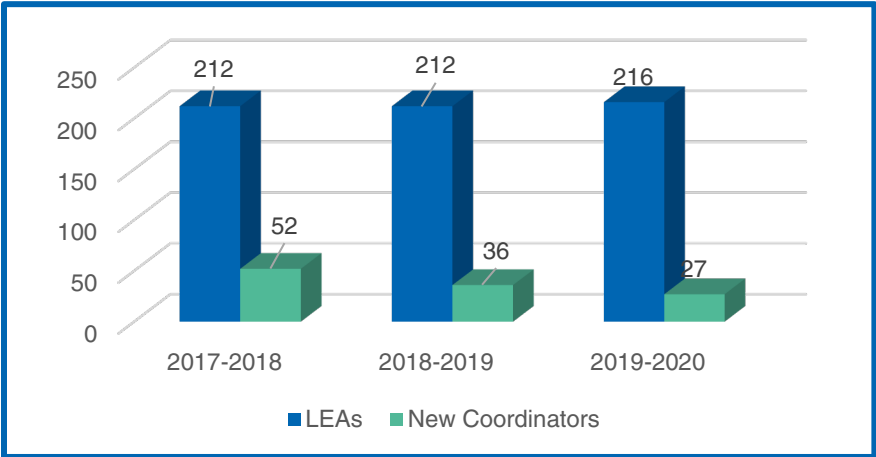




## Program Administration: Personnel Data

*Source: Data from LEA Contact Lists 08.02.17, 08.02.18, 07.01.19*

Each fiscal year, Title II, Part A experiences turnover of Title II, Part A Coordinators (see chart below). The trend over the last two years has been a reduction in the number of new LEA Title II, Part A Coordinators. With new LEA Title II, Part A Coordinators each year, the GaDOE Title II, Part A staff provides the technical assistance necessary for the new coordinators to be successful in implementing the Title II, Part A program. According to Government Accounting Standards, grant subrecipients with new personnel are more at risk for noncompliance. This increases when LEAs experience turnover in several key roles, including Title II, Part A Coordinator, Superintendent and Chief Finance Officer.





## Monitoring of Title II, Part A

As the state pass through entity, GaDOE is responsible for overseeing the successful implementation of Title II, Part A in LEAs (including LEA provision of Equitable Services). According to the Uniform Grants Guidance (2 CFR 200.328), monitoring by the non-federal entity must cover each program, function, or activity.

LEAs are monitored on a four-year cycle. Approximately one-fourth of the LEAs are monitored each year. As part of the annual review process in determining which LEAs are to be monitored, the Division of Federal Programs conducts a risk assessment using a combination of elements defined by GaDOE. An LEA's risk assessment rating is determined by using both its risk rating, based on a set of established High-Risk Elements developed by the Division of Federal Programs and a risk rating from GaDOE's Financial Review Division. For FY20, three LEAs were identified as high risk for Title II, Part A based on their FY19 actions.

During the summer of each year, the Division of Federal Programs completes a risk assessment to determine if an LEA falls into the high-risk category. The results of the risk assessment determine which LEAs may be added to the regular CFM cycle for that year. The SEA has the responsibility to monitor high-risk LEAs (§ 200.331(b)(1-4)). The Division of Federal Programs defines high-risk as:

- o LEAs showing evidence of serious or chronic compliance problems
- o LEAs with financial monitoring/audit findings; and/or LEAs with a high number of complaints from parents and other stakeholders about program implementation.
- o Other elements that may cause an LEA to be determined high-risk include size of allocation and new federal programs for fiscal management personnel in the LEA.
- o High-risk does not necessarily mean an LEA is not meeting the requirements of the program, federal regulations, or administrative procedures. It does mean that an LEA may be at a higher risk of having program elements that could cause it to not meet requirements associated with federal rules, regulations, and administrative procedures.

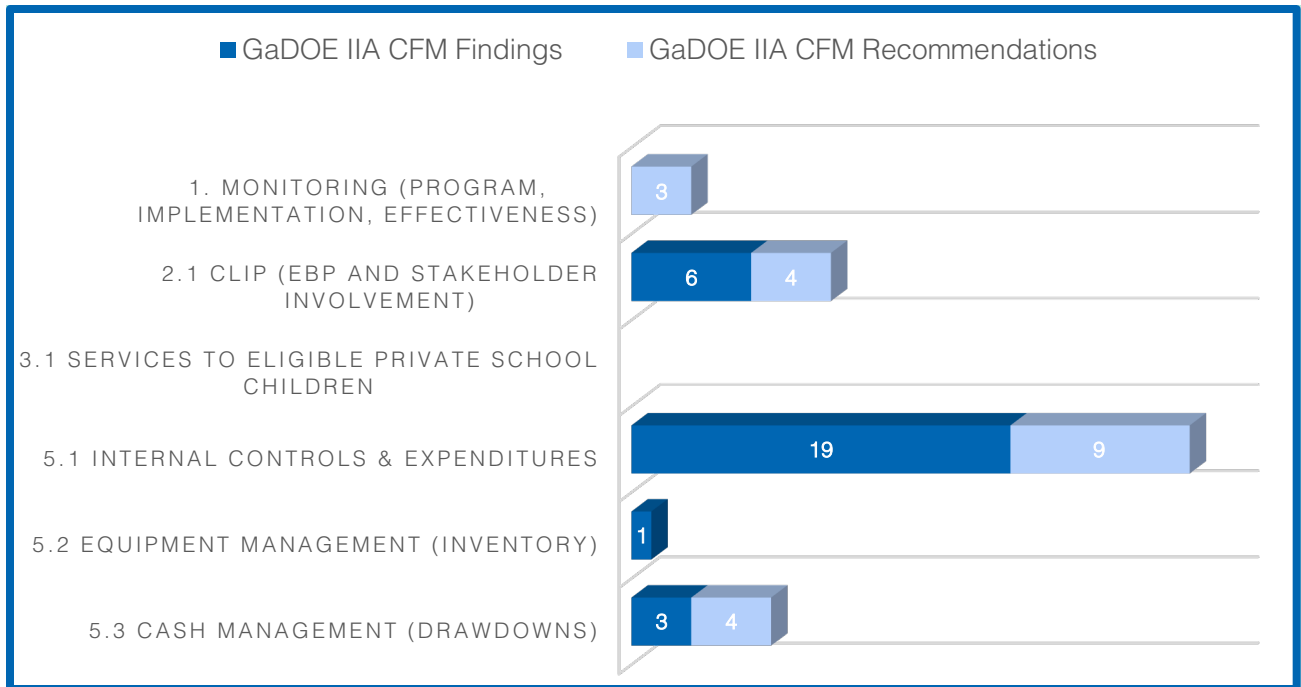
## Title II, Part A FY20 Monitoring Findings

**24 Monitoring Visits Conducted January-May 2020**

**34 Monitoring Visits Conducted September-November 2020**

*Source: Title II, Part A Internal Monitoring Tracking Report*

GaDOE monitors on a 4-year cycle and adds LEAs who are High Risk according to the annual risk assessment. Due to a global pandemic, the FY20 monitoring cycle was interrupted because the Georgia Governor issued an executive order to close schools in March 2020. The most common areas for findings are in expenditures. GaDOE staff commonly find errors in internal controls and lack of supporting documentation that illustrate compliance with statute and applicable regulations.

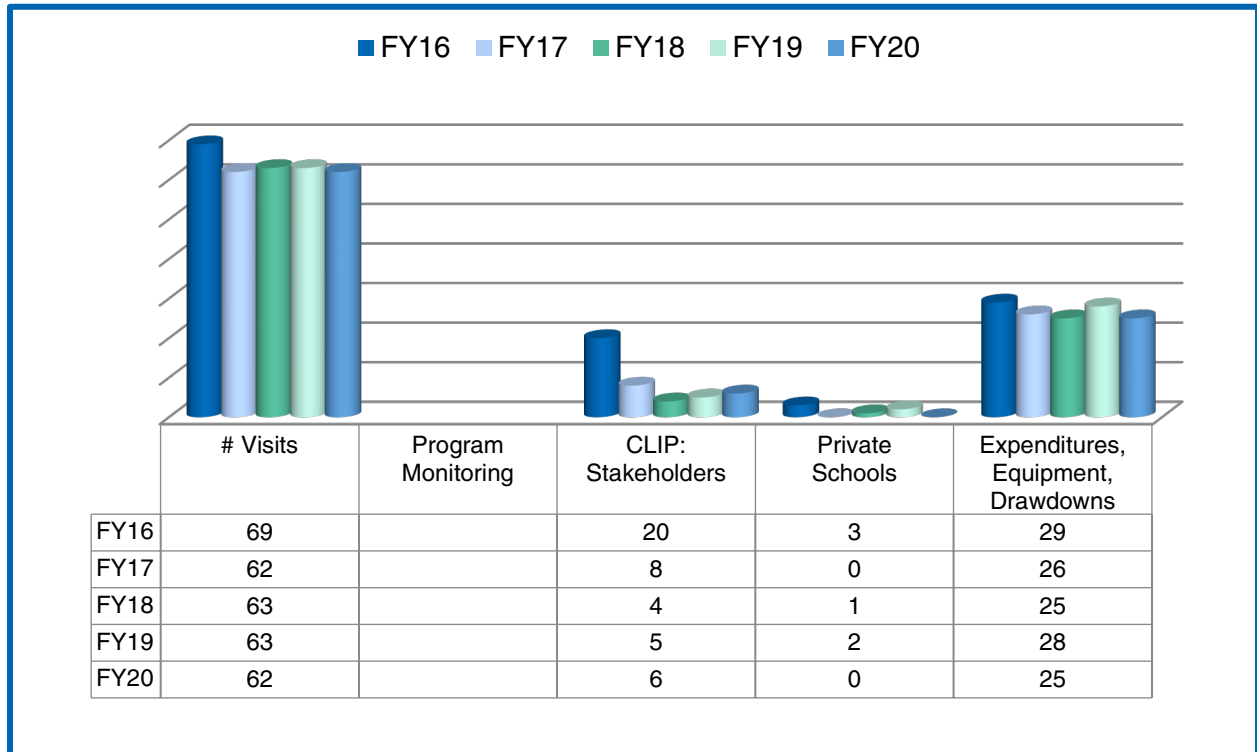


## Monitoring Analysis

In FY20 Title II, Part A further streamlined indicators, by continuing to jointly draft additional overarching indicators with other federal programs that includes: (1) program monitoring, program implementation, and program effectiveness; (2) CLIP (stakeholders and evidence-based practices; (3) equitable services; (5) internal controls and expenditures, inventory, and drawdowns.

There seemed to be an increase in a lack of programmatic source documentation in indicator 5.1 that would be used to verify fiscal and programmatic allowability, as well as, a lack of due diligence when purchasing based of the non-competitive proposal regulation.

## Top Monitoring Findings Topics FY15-FY20



29 LEAs Out of 62 Earn 'No Findings' in FY20

## Audit Resolutions/ Financial Reviews Completed

One audit resolution was conducted in 2019-2020. It did not result in a return of funds.